




10 20 30 40 50 60 70 80 90 100 110 120

10  
20  
30  
40  
50  
60  
70  
80  
90  
100  
110  
120  
130  
140




Youngstown State by Thelma Lockhardt





Youngstown State by Thelma Lockhardt



# Youngstown State

---

**Author:** Thelma Lockhardt  
**Company:** Donnas Crochet Shoppe  
**Website:** [http://www.angelfire.com/mi4/cinnaminn\\_s/](http://www.angelfire.com/mi4/cinnaminn_s/)  
**Grid Size:** 186W x 241H  
**Design Area:** 18.60" x 24.10" (186 x 241 stitches)

**Legend:** (DMC)

■ [2] 310 black      ■ [2] 606 br orange-red      □ [2] 0 white      ■ [2] 972 canary - dp

Instructions for using the graph.

GAUGE= 5 STS = 1"  
4 ROWS = 1"

I USED SIZE "H" AFGHAN HOOK, USE WHATEVER SIZE GIVES YOU THE CORRECT GAUGE. CAN BE DONE IN AFGHAN STITCH OR SINGLE CROCHET.

EACH SQUARE ON THE GRAPH REPRESENTS 1 STITCH. FOR SINGLE CROCHET READ THE CHART FROM RIGHT TO LEFT, AND THEN LEFT TO RIGHT. IF USING AFGHAN STITCH ALWAYS READ FROM THE RIGHT.

TO START: CHAIN ONE MORE STITCH THAN GRAPH.

YOU WILL NEED TO ADD STITCHES TO MAKE THE PIECE WIDER, AND ADD ROWS TO MAKE IT LONGER. THE DESIGN IS CENTERED, SO ADD STITCHES EVENLY TO BOTH SIDES.

ESTIMATED RED HEART YARN NEEDED:

WHITE: 5 OUNCES

ORANGE: 32 OUNCES

BLACK: 9 OUNCES

CANARY/YELLOW: 1 OUNCES