




October 2010



October 2010



October 2010















# Yo Gabba Gabba

---

**Author:** Donna Hammell  
**Copyright:** October 2010  
**Website:** www.donnascrochetshoppe.com  
**Grid Size:** 200W x 200H  
**Design Area:** 20.00" x 25.00" (200 x 200 stitches)

## Legend:

	[2]	001	RH012	Black		[2]	001	RH676	Emerald Green		[2]	001	RH230	Yellow
	[2]	001	RH815	Pale Blue		[2]	001	RH681	Mist Green		[2]	001	RH412	Silver
	[2]	001	RH827	Lt. Periwinkle		[2]	001	RH253	Tangerine		[2]	001	RH111	Eggshell
	[2]	001	rh001	White		[2]	001	RH735	Light Cassis					
	[2]	001	RH902	Jockey Red		[2]	001	RH737	Pink					

Instructions for using the graph.

GAUGE= 5 STS = 1"  
4 ROWS = 1"

I USED SIZE "H" AFGHAN HOOK,USE WHATEVER SIZE GIVES YOU THE CORRECT GAUGE. CAN BE DONE IN AFGHAN STITCH OR SINGLE CROCHET.

EACH SQUARE ON THE GRAPH REPRESENTS 1 STITCH. FOR SINGLE CROCHET READ THE CHART FROM RIGHT TO LEFT, AND THEN LEFT TO RIGHT. IF USING AFGHAN STITCH ALWAYS READ FROM THE RIGHT.

TO START: CHAIN ONE MORE STITCH THAN GRAPH.

YOU WILL NEED TO ADD STITCHES TO MAKE THE PIECE WIDER, AND ADD ROWS TO MAKE IT LONGER. THE DESIGN IS CENTERED, SO ADD STITCHES EVENLY TO BOTH SIDES.

## ESTIMATED RED HEART YARN NEEDED:

BLACK : 5 OUNCES  
WHITE: 1 OUNCES  
PALE BLUE: 1 OUNCE  
LT. PERIWINKLE: 2 OUNCES  
RED: 3 OUNCES  
EMERALD GREEN: 2 OUNCES  
MIST GREEN: 2 OUNCES  
TANGERINE: SMAL AMT  
LT CASSIS: 2 OUNCES  
PINK: SML AMT  
SILVER : 1 OUNCES  
YELLOW: 2 OUNCES  
BACKGROUND: 24 OUNCES