
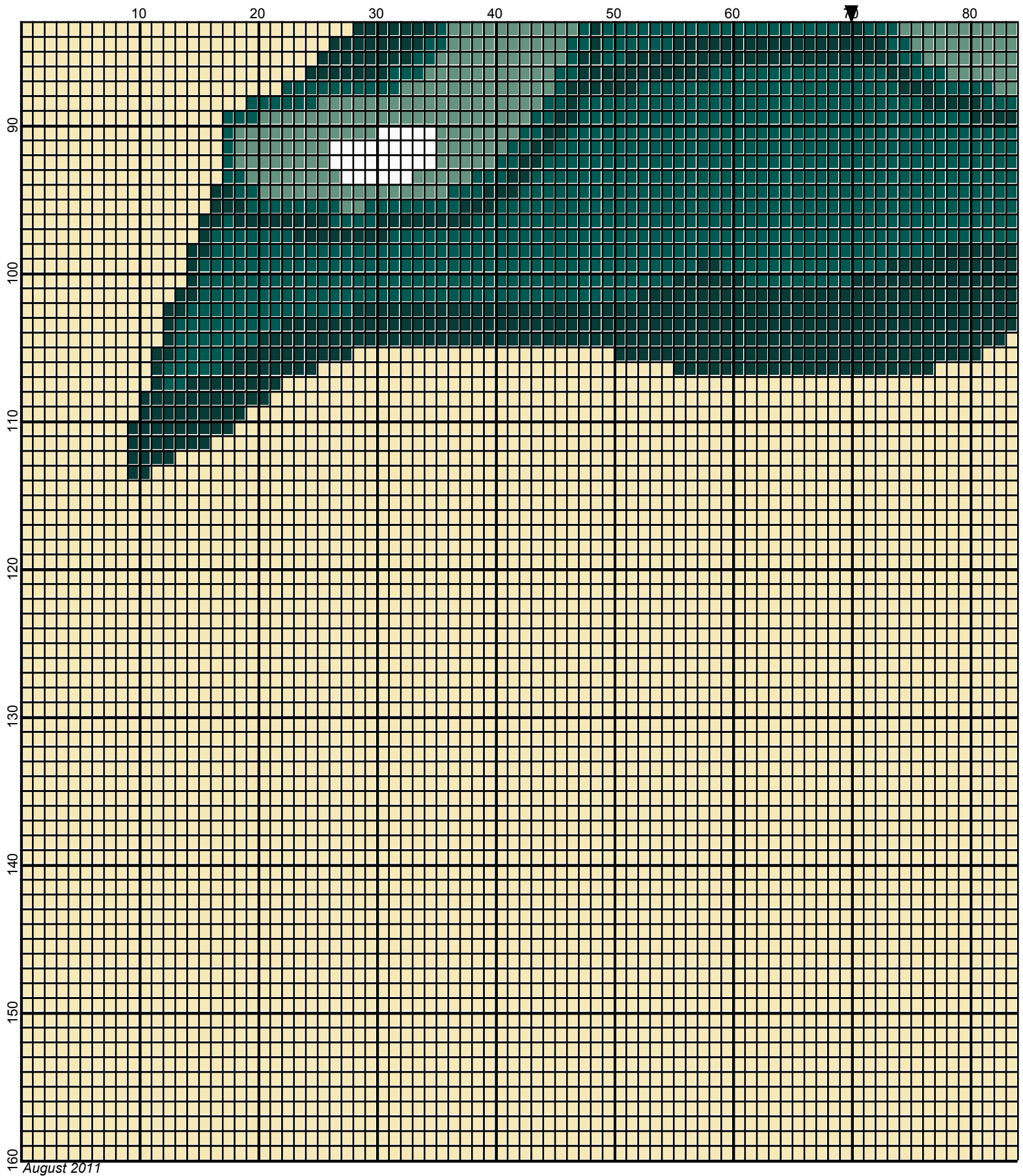



August 2011









August 2011



Wormy

Author: Donna Hammell
Copyright: August 2011
Website: www.donnascrochetshoppe.com
Grid Size: 140W x 160H
Design Area: 14.00" x 20.00" (140 x 160 stitches)

Legend:

 [2] 001 RH686 Paddy Green	 [2] 001 RH631 Light Sage	 [2] 001 RH111 Eggshell
 [2] 001 rh001 White	 [2] 001 RH689 Forest Green	

Instructions for using the graph.

GAUGE= 5 STS = 1"
4 ROWS = 1"

I USED SIZE "H" AFGHAN HOOK,USE WHATEVER SIZE GIVES YOU THE CORRECT GAUGE. CAN BE DONE IN AFGHAN STITCH OR SINGLE CROCHET.

EACH SQUARE ON THE GRAPH REPRESENTS 1 STITCH. FOR SINGLE CROCHET READ THE CHART FROM RIGHT TO LEFT, AND THEN LEFT TO RIGHT. IF USING AFGHAN STITCH ALWAYS READ FROM THE RIGHT.

TO START: CHAIN ONE MORE STITCH THAN GRAPH.

IF YOU NEED TO ADD STITCHES TO MAKE THE PIECE WIDER, AND ADD ROWS TO MAKE IT LONGER. THE DESIGN IS CENTERED, SO ADD STITCHES EVENLY TO BOTH SIDES.

ESTIMATED YARN NEEDED:
FOREST GREEN ; 1 OUNCE
WHITE :SMALL AMT
BACKGROUND: 19 OUNCES
PADDY GREEN: 2 OUNCES
LT SAGE: 2 OUNCES