



10 20 30 40 50 60 70 80 90 100 110 120 ▼

10  
20  
30  
40  
50  
60  
70  
80  
90  
100  
110  
120 ▼






10 20 30 40 50 60 70 80 90 100 110 120

130  
140  
150  
160  
170  
180  
190  
200  
210  
220  
230

PAWS



# <No Title>

---

**Author:** Donna Hammell  
**Website:** [www.donnascrochetshoppe.com](http://www.donnascrochetshoppe.com)  
**Grid Size:** 230W x 237H  
**Design Area:** 23.00" x 29.63" (230 x 237 stitches)

**Legend:**  
■ [2] 001 RH012 Black      ■ [2] 001 RH914 Country Red

Instructions for using the graph.

GAUGE= 5 STS = 1"  
4 ROWS = 1"

I USED SIZE "H" AFGHAN HOOK, USE WHATEVER SIZE GIVES YOU THE CORRECT GAUGE. CAN BE DONE IN AFGHAN STITCH OR SINGLE CROCHET.

EACH SQUARE ON THE GRAPH REPRESENTS 1 STITCH. FOR SINGLE CROCHET READ THE CHART FROM RIGHT TO LEFT, AND THEN LEFT TO RIGHT. IF USING AFGHAN STITCH ALWAYS READ FROM THE RIGHT.

TO START: CHAIN ONE MORE STITCH THAN GRAPH.

IF YOU NEED TO MAKE THE PIECE WIDER ADD AN EVEN NUMBER OF STITCHES TO BOTH SIDES, AND ADD ROWS TO MAKE IT LONGER. THE DESIGN IS CENTERED, SO ADD STITCHES EVENLY TO BOTH SIDES.

ESTIMATED YARN NEEDED:  
RED: 48 OUNCES  
BLACK: 7 OUNCES