


wakeforest\_college\_logo by Donna Hammell



Legend:

Legend:  
 ■ HOB-839332

 HOB-ilove

☐ HOB-839316

# wakeforest\_college\_logo

---

**Author:** Donna Hammell  
**Copyright:** September 2023  
**Website:** [www.donnascrochetshoppe.com](http://www.donnascrochetshoppe.com)  
**Grid Size:** 150W x 150H  
**Design Area:** 15.00" x 18.75" (150 x 150 stitches)

## Legend:

■ [2] HOB 839332 Black    ■ [2] HOB ilove Gold    □ [2] HOB 839316 White

Instructions for using the graph.

GAUGE= 5 STS = 1"  
4 ROWS = 1"

I USED SIZE "H" AFGHAN HOOK,USE WHATEVER SIZE GIVES YOU THE CORRECT GAUGE. CAN BE DONE IN AFGHAN STITCH OR SINGLE CROCHET.

EACH SQUARE ON THE GRAPH REPRESENTS 1 STITCH. FOR SINGLE CROCHET READ THE CHART FROM RIGHT TO LEFT, AND THEN LEFT TO RIGHT. IF USING AFGHAN STITCH ALWAYS READ FROM THE RIGHT.

TO START: CHAIN ONE MORE STITCH THAN GRAPH.

IF YOU NEED TO ADD STITCHES TO MAKE THE PIECE WIDER, AND ADD ROWS TO MAKE IT LONGER. THE DESIGN IS CENTERED, SO ADD STITCHES EVENLY TO BOTH SIDES.

ESTIMATED I LOVE THIS YARN NEEDED:


BLACK:135 YDS

WHITE: 1115 YDS

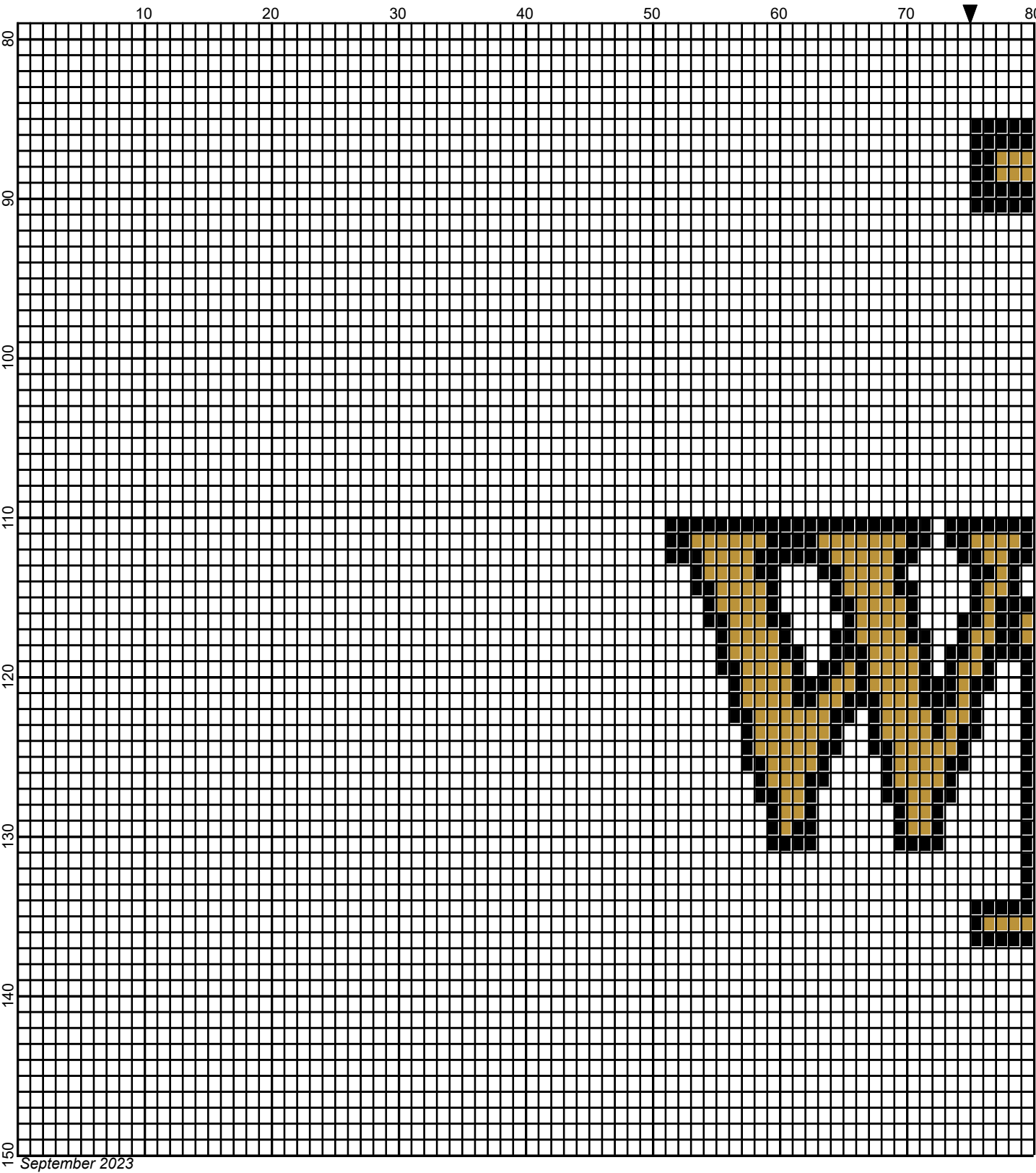
GOLD: 220 YDS



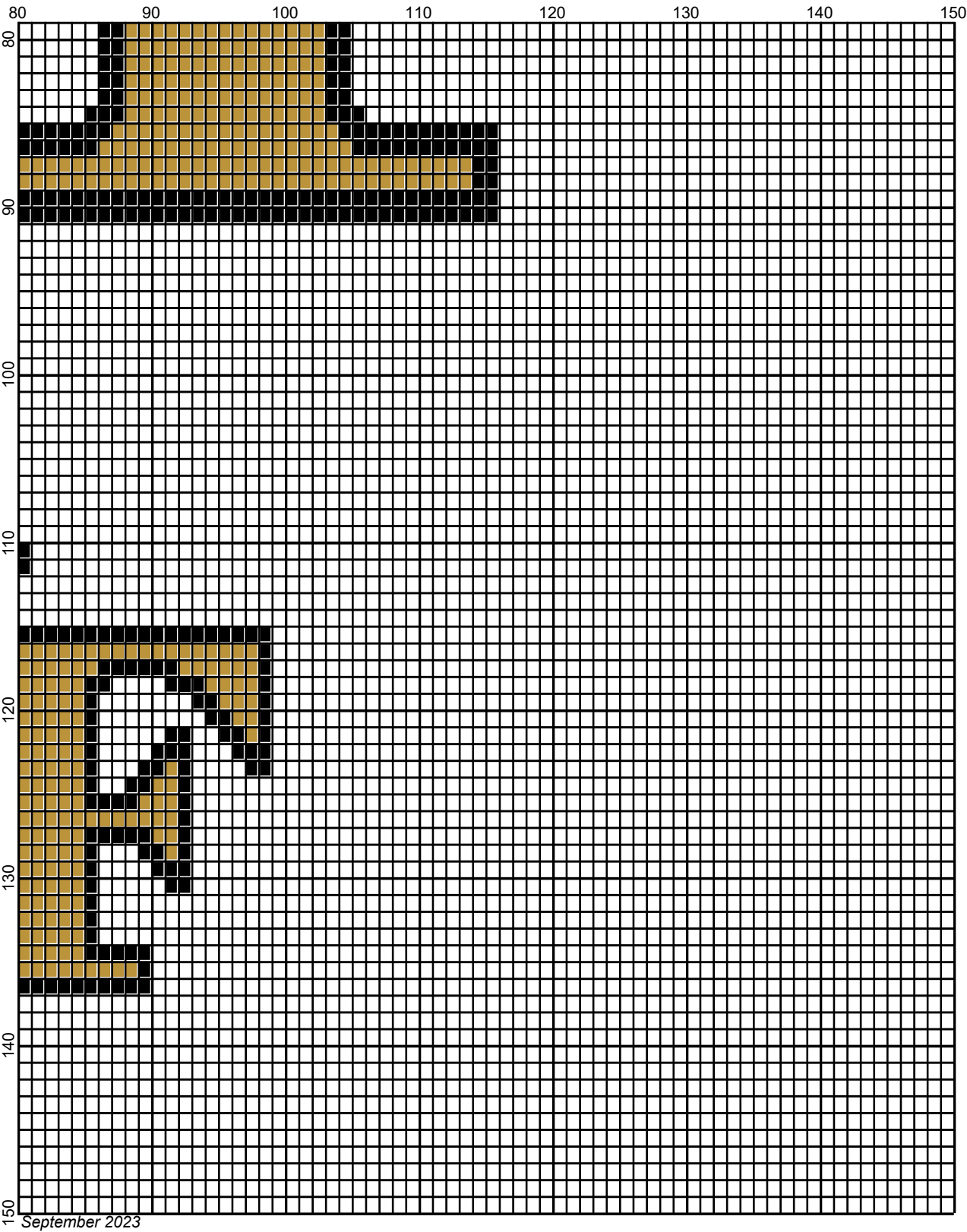
September 2023



September 2023



Legend:



■ HOB-839332 ■ HOB-ilove □ HOB-839316