

October 2023




Legend:  
 HOB-HOB154
 HOB-839456
 HOB-839316

# vt\_hokies\_160x160

---

**Author:** Donna Hammell  
**Copyright:** October 2023  
**Website:** [www.donnascrochetshoppe.com](http://www.donnascrochetshoppe.com)  
**Grid Size:** 160W x 160H  
**Design Area:** 16.00" x 20.00" (160 x 160 stitches)

## Legend:

 [2] HOB HOB154 Burnt Orange       [2] HOB 839456 Cranberry       [2] HOB 839316 White

I USED SIZE "H" AFGHAN HOOK, USE WHATEVER SIZE GIVES YOU THE CORRECT GAUGE. CAN BE DONE IN AFGHAN STITCH OR SINGLE CROCHET.

EACH SQUARE ON THE GRAPH REPRESENTS 1 STITCH. FOR SINGLE CROCHET READ THE CHART FROM RIGHT TO LEFT, AND THEN LEFT TO RIGHT. IF USING AFGHAN STITCH ALWAYS READ FROM THE RIGHT.

TO START: CHAIN ONE MORE STITCH THAN GRAPH.

IF YOU NEED TO MAKE THE PIECE WIDER ADD AN EVEN NUMBER OF STITCHES TO BOTH SIDES, AND ADD ROWS TO MAKE IT LONGER. THE DESIGN IS CENTERED, SO ADD STITCHES EVENLY TO BOTH SIDES.


ESTIMATED I LOVE THIS YARN NEEDED:

BURNT ORANGE: 476 YDS


CRANBERRY: 985 YDS

WHITE: 205 YDS






October 2023



Legend:



HOB-HOB154 HOB-839456 HOB-839316