

10

20

30

40

50

60

70

80

90

100



10

20

30

40

50


60

70


80

90

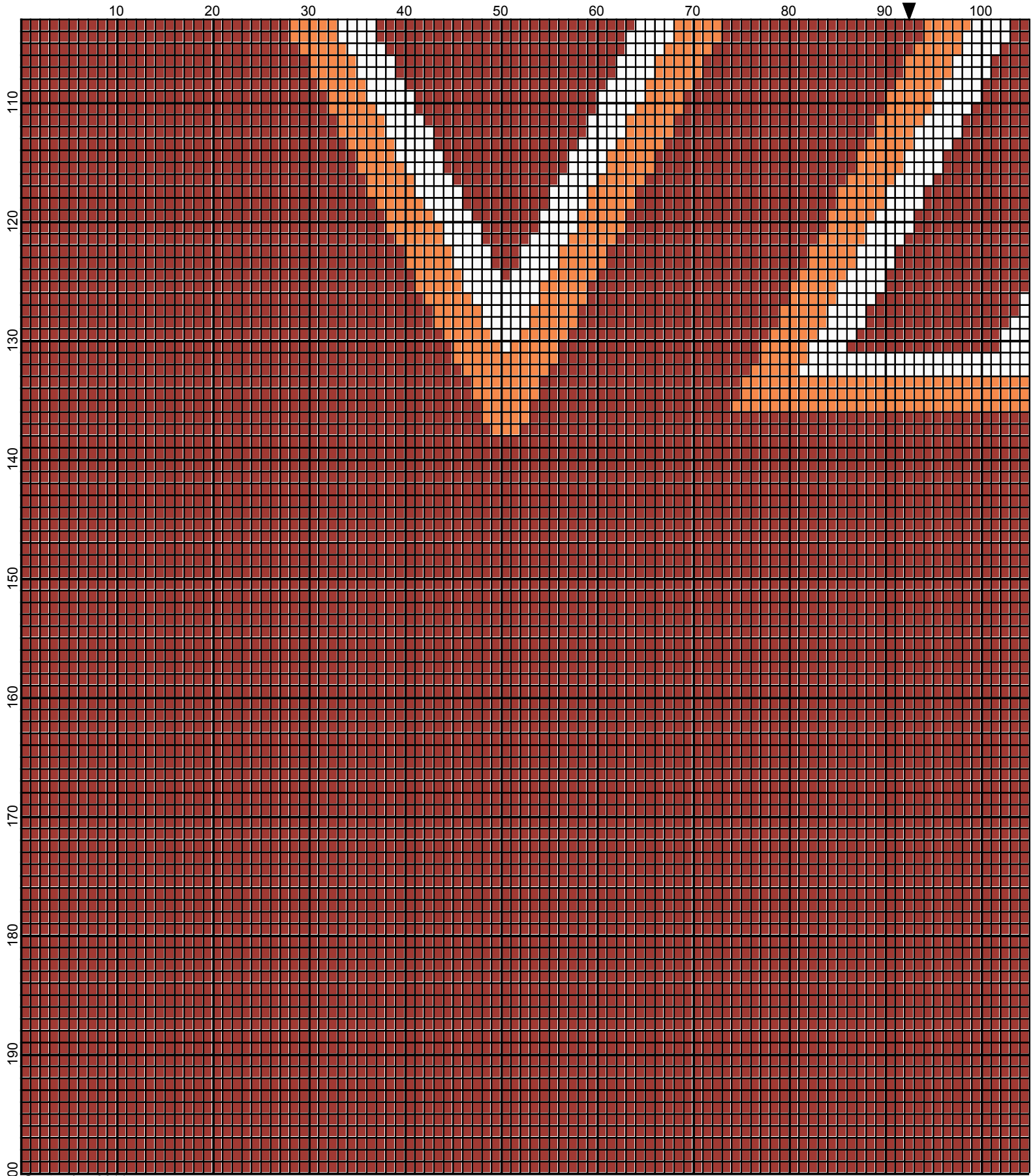
100




September 2011



September 2011



September 2011



September 2011

Virginia Tech

Author: Donna Hammell
Copyright: September 2011
Website: www.donnascrochetshoppe.com
Grid Size: 185W x 200H
Design Area: 18.50" x 25.00" (185 x 200 stitches)

Legend:

 [2] 001 rh001 White  [2] 001 RH254 Pumpkin  [2] 001 RH286 Bronze

Instructions for using the graph.

GAUGE= 5 STS = 1"
4 ROWS = 1"

I USED SIZE "H" AFGHAN HOOK, USE WHATEVER SIZE GIVES YOU THE CORRECT GAUGE. CAN BE DONE IN AFGHAN STITCH OR SINGLE CROCHET.

EACH SQUARE ON THE GRAPH REPRESENTS 1 STITCH. FOR SINGLE CROCHET READ THE CHART FROM RIGHT TO LEFT, AND THEN LEFT TO RIGHT. IF USING AFGHAN STITCH ALWAYS READ FROM THE RIGHT.

TO START: CHAIN ONE MORE STITCH THAN GRAPH.

YOU WILL NEED TO ADD STITCHES TO MAKE THE PIECE WIDER, AND ADD ROWS TO MAKE IT LONGER. THE DESIGN IS CENTERED, SO ADD STITCHES EVENLY TO BOTH SIDES.

ESTIMATED YARN NEEDED:

WHITE ; 2 OUNCES
PUMPKIN: 2 OUNCES
BRONZE: 35 OUNCES