







March 2009









# Vancouver Canucks 240 x 240

---

**Author:** Donna Hammell  
**Company:** The Crochet Shoppe  
**Copyright:** March 2009  
**Website:** [www.geocities.com/crochetshoppe/patterns.html](http://www.geocities.com/crochetshoppe/patterns.html)  
**Grid Size:** 240W x 240H  
**Design Area:** 24.00" x 30.00" (240 x 240 stitches)

**Legend:** (001)

 [2] RH853 Soft Navy  
 [2] rh001 White

 [2] RH412 Silver  
 [2] RH848 Skipper Blue

 [2] RH676 Emerald Green

Instructions for using the graph.

GAUGE= 5 STS = 1"  
4 ROWS = 1"

I USED SIZE "H" AFGHAN HOOK, USE WHATEVER SIZE GIVES YOU THE CORRECT GAUGE. CAN BE DONE IN AFGHAN STITCH OR SINGLE CROCHET.

EACH SQUARE ON THE GRAPH REPRESENTS 1 STITCH. FOR SINGLE CROCHET READ THE CHART FROM RIGHT TO LEFT, AND THEN LEFT TO RIGHT. IF USING AFGHAN STITCH ALWAYS READ FROM THE RIGHT.

TO START: CHAIN ONE MORE STITCH THAN GRAPH.

YOU WILL NEED TO ADD STITCHES TO MAKE THE PIECE WIDER, AND ADD ROWS TO MAKE IT LONGER. THE DESIGN IS CENTERED, SO ADD STITCHES EVENLY TO BOTH SIDES.

ESTIMATED RED HEART YARN NEEDED:

SOFT NAVY : 6 OUNCES

SILVER: 7 OUNCES

SKIPPER BLUE: 41 OUNCES

CHERRY RED: 1 OUNCE

WHITE: 4 OUNCES

EMERALD GREEN: 5 OUNCES