

10 20 30 40 50 60 70 80

10

20

30

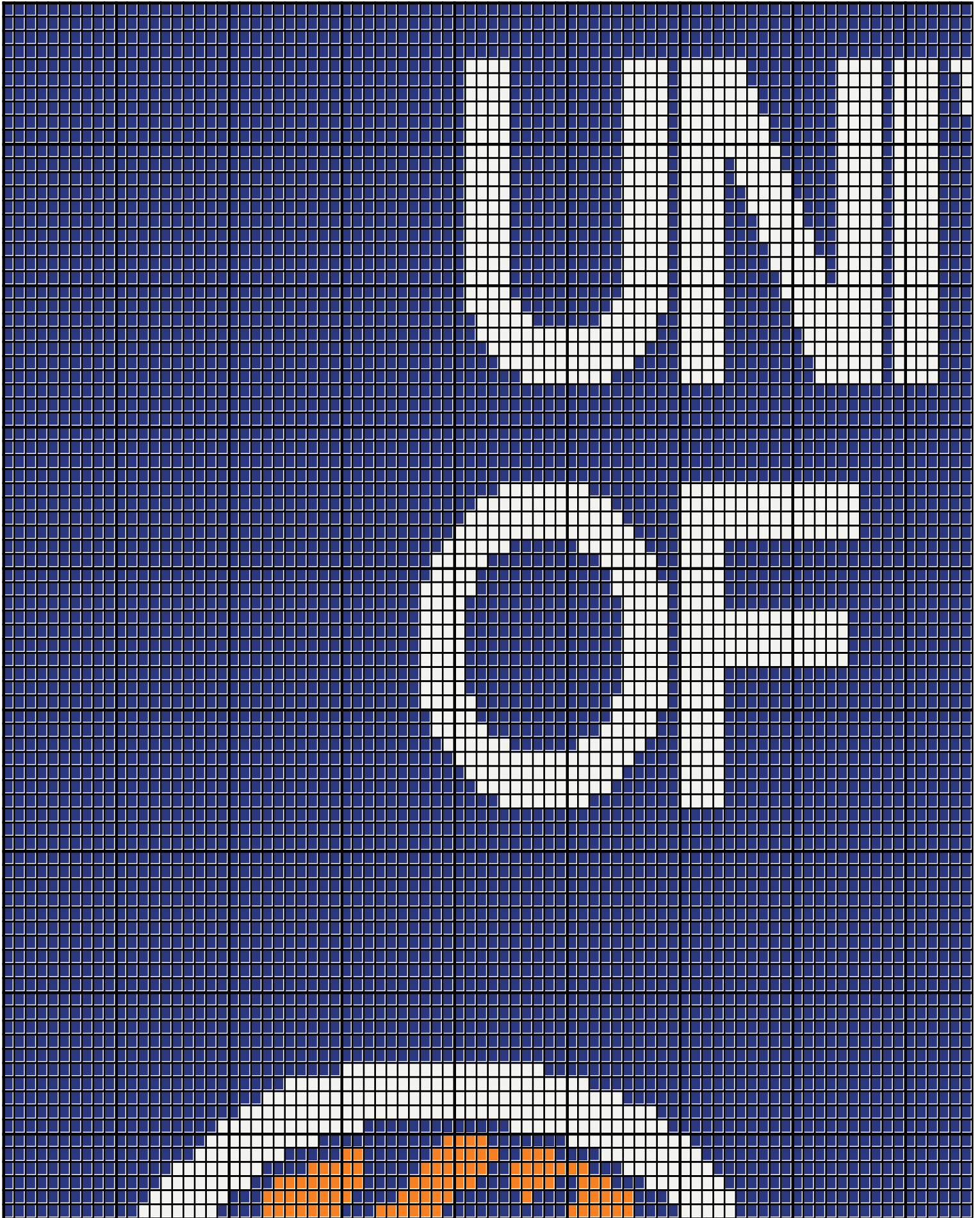
40

50

60

70

80



October 2018

90 100 110 120 130 140 150 160 170



180

190

200

210

220

230

240

250

10

20

30

40

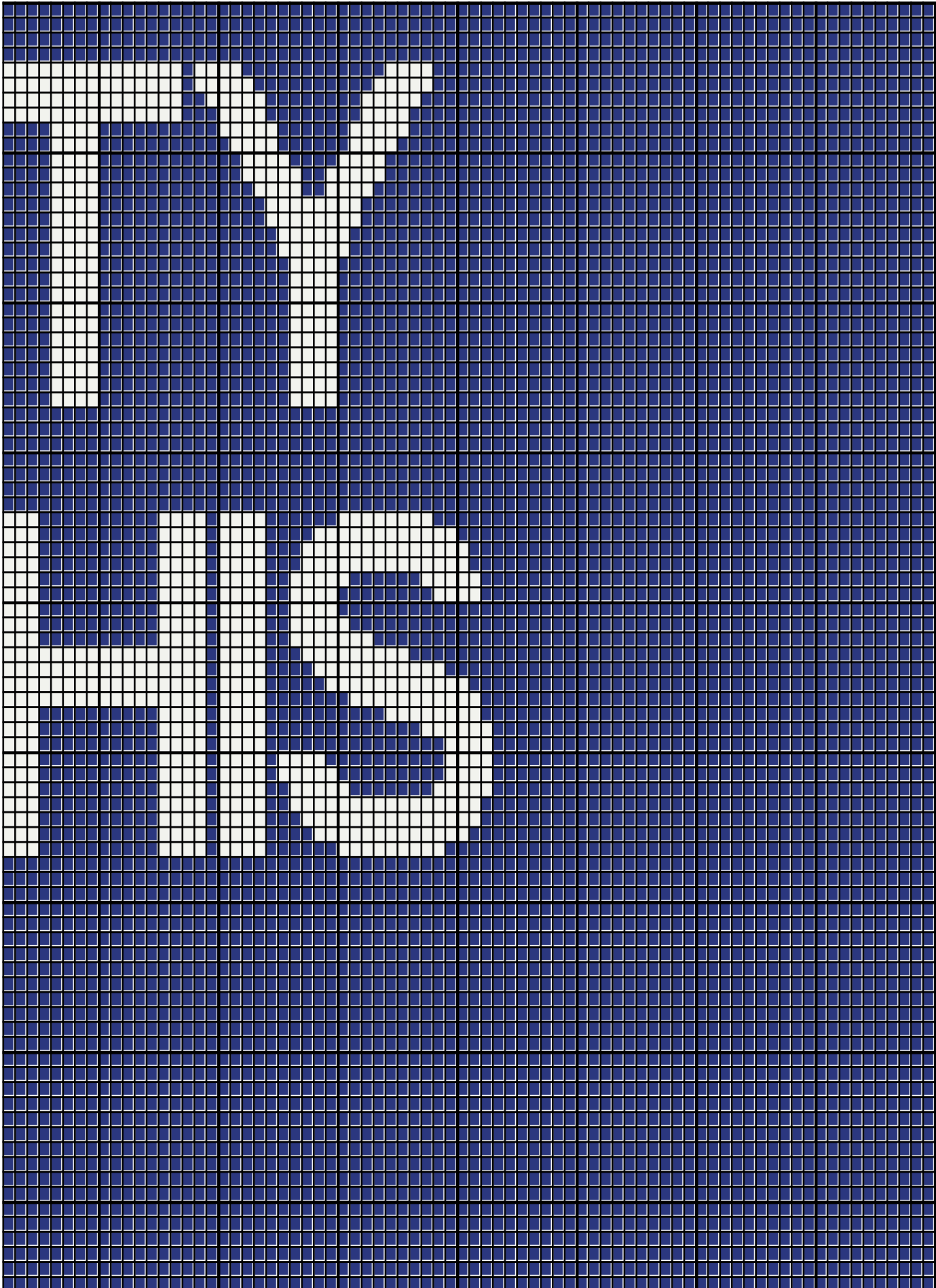
50


60

70

80

October 2018







180

190

200

210

220

230

240

250

90

100

110

120

130

140


150

160


170




October 2018



October 2018










# university\_memphis\_250x250

---

**Author:** Donna Hammell  
**Company:** Donna's Crochet Shoppe  
**Copyright:** October 2018  
**Website:** www.donnascrochetshoppe.com  
**Grid Size:** 250W x 250H  
**Design Area:** 25.00" x 31.25" (250 x 250 stitches)

## Legend:

 [2] RHS 254 Pumpkin       [2] RHS 385 Royal       [2] RHS 316 Soft White

Instructions for using the graph.

GAUGE= 5 STS = 1"  
4 ROWS = 1"

I USED SIZE "H" AFGHAN HOOK, USE WHATEVER SIZE GIVES YOU THE CORRECT GAUGE. CAN BE DONE IN AFGHAN STITCH OR SINGLE CROCHET.

EACH SQUARE ON THE GRAPH REPRESENTS 1 STITCH. FOR SINGLE CROCHET READ THE CHART FROM RIGHT TO LEFT, AND THEN LEFT TO RIGHT. IF USING AFGHAN STITCH ALWAYS READ FROM THE RIGHT.

TO START: CHAIN ONE MORE STITCH THAN GRAPH.

IF YOU NEED TO MAKE THE PIECE WIDER ADD AN EVEN NUMBER OF STITCHES TO BOTH SIDES, AND ADD ROWS TO MAKE IT LONGER. THE DESIGN IS CENTERED, SO ADD STITCHES EVENLY TO BOTH SIDES.

ESTIMATED YARN NEEDED:

BLUE: 31 OUNCES  
WHITE: 16 OUNCES  
PUMPKIN: 4 OUNCES