




December 2007



December 2007



December 2007



December 2007

University of Kentucky

Author: Donna Hammell
Copyright: December 2007
Website: www.geociites.com/crochetshoppe/index.html
Grid Size: 240W x 240H
Design Area: 22.90" x 19.63" (229 x 157 stitches)

Legend:
■ [2] DMC 796 royal blue - dk ■ [2] DMC 310 black □ [2] DMC 5200 snow white

Instructions for using the graph.

GAUGE= 4 STS = 1"
4 ROWS = 1"

I USED SIZE "H" HOOK, USE WHATEVER SIZE GIVES YOU THE CORRECT GAUGE. CAN BE DONE IN AFGHAN STITCH OR SINGLE CROCHET.

EACH SQUARE ON THE GRAPH REPRESENTS 1 STITCH. FOR SINGLE CROCHET READ THE CHART FROM LEFT TO RIGHT. IF USING AFGHAN STITCH ALWAYS READ FROM THE RIGHT.

TO START: CHAIN ONE MORE STITCH THAN GRAPH.

YOU WILL NEED TO ADD STITCHES TO MAKE THE PIECE WIDER, AND ADD ROWS TO MAKE IT LONGER. THE DESIGN IS CENTERED, SO ADD STITCHES EVENLY TO BOTH SIDES.

ESTIMATED YARN NEEDED:

BLACK ; 9 OUNCES

WHITE: 3 OUNCES

BLUE: 15 OUNCES

BACKGROUND COLOR: 35 OUNCES