



Toronto Maple Leafs by Donna Hammell




April 2008



April 2008



April 2008



April 2008

Toronto Maple Leafs

Author: Donna Hammell
Copyright: April 2008
Website: www.geocities.com
Grid Size: 250W x 250H
Design Area: 25.00" x 31.25" (250 x 250 stitches)

Legend:

■ [2] 001 RH848 Skipper Blue □ [2] 001 rh001 White

Instructions for using the graph.

GAUGE= 5 STS = 1"
4 ROWS = 1"

I USED SIZE "H" AFGHAN HOOK, USE WHATEVER SIZE GIVES YOU THE CORRECT GAUGE. CAN BE DONE IN AFGHAN STITCH OR SINGLE CROCHET.

EACH SQUARE ON THE GRAPH REPRESENTS 1 STITCH. FOR SINGLE CROCHET READ THE CHART FROM LEFT TO RIGHT. IF USING AFGHAN STITCH ALWAYS READ FROM THE RIGHT.

TO START: CHAIN ONE MORE STITCH THAN GRAPH.

YOU WILL NEED TO ADD STITCHES TO MAKE THE PIECE WIDER, AND ADD ROWS TO MAKE IT LONGER. THE DESIGN IS CENTERED, SO ADD STITCHES EVENLY TO BOTH SIDES.

ESTIMATED RED HEART YARN NEEDED:

SKIPPER BLUE: 40 OUNCES

WHITE: 35 OUNCES