




March 2019



March 2019




March 2019








March 2019



March 2019







texas_southern_university

Author: Donna Hammell
Copyright: March 2019
Website: www.donnascrochetshoppe.com
Grid Size: 240W x 240H
Design Area: 24.00" x 30.00" (240 x 240 stitches)

Legend:

■ [2] RHS 3901 Rouge □ [2] RHS 316 Soft White

Instructions for using the graph.

GAUGE= 5 STS = 1"
4 ROWS = 1"

I USED SIZE "H" AFGHAN HOOK,USE WHATEVER SIZE GIVES YOU THE CORRECT GAUGE. CAN BE DONE IN AFGHAN STITCH OR SINGLE CROCHET.

EACH SQUARE ON THE GRAPH REPRESENTS 1 STITCH. FOR SINGLE CROCHET READ THE CHART FROM RIGHT TO LEFT, AND THEN LEFT TO RIGHT. IF USING AFGHAN STITCH ALWAYS READ FROM THE RIGHT.

TO START: CHAIN ONE MORE STITCH THAN GRAPH.

IF YOU NEED TO MAKE THE PIECE WIDER ADD AN EVEN NUMBER OF STITCHES TO BOTH SIDES, AND ADD ROWS TO MAKE IT LONGER. THE DESIGN IS CENTERED, SO ADD STITCHES EVENLY TO BOTH SIDES.

ESTIMATED YARN NEEDED:

ROUGE: 72 OUNCES

WHITE:6 OUNCES