



Tennessee Volunteers by Donna Hammell




April 2009

Tennessee Volunteers by Donna Hammell




April 2009

Tennessee Volunteers by Donna Hammell



April 2009

Tennessee Volunteers by Donna Hammell



April 2009

# Tennessee Volunteers

---

**Author:** Donna Hammell  
**Company:** The Crochet Shoppe  
**Copyright:** April 2009  
**Website:** [www.geocities.com/crochetshoppe/patterns.html](http://www.geocities.com/crochetshoppe/patterns.html)  
**Grid Size:** 240W x 240H  
**Design Area:** 24.00" x 30.00" (240 x 240 stitches)

**Legend:** (001)

□ [2] rh001 White      ■ [2] RH245 Orange

Instructions for using the graph.

GAUGE= 5 STS = 1"  
4 ROWS = 1"

I USED SIZE "H" AFGHAN HOOK,USE WHATEVER SIZE GIVES YOU THE CORRECT GAUGE. CAN BE DONE IN AFGHAN STITCH OR SINGLE CROCHET.

EACH SQUARE ON THE GRAPH REPRESENTS 1 STITCH. FOR SINGLE CROCHET READ THE CHART FROM RIGHT TO LEFT, AND THEN LEFT TO RIGHT. IF USING AFGHAN STITCH ALWAYS READ FROM THE RIGHT.

TO START: CHAIN ONE MORE STITCH THAN GRAPH.

YOU WILL NEED TO ADD STITCHES TO MAKE THE PIECE WIDER, AND ADD ROWS TO MAKE IT LONGER. THE DESIGN IS CENTERED, SO ADD STITCHES EVENLY TO BOTH SIDES.

**ESTIMATED YARN NEEDED:**

ORANGE :48 OUNCES

WHITE : 17 OUNCES