







Legend:
RHS-334 RHS-360 RHS-365 RHS-706 RHS-373 RHS-316

teddy_bear_cute_100x100

Author: Donna Hammell
Copyright: October 2025
Website: www.donnascrochetshoppe.com
Grid Size: 100W x 100H
Design Area: 10.00" x 12.50" (100 x 100 stitches)

Legend:

	[2]	RHS	334	Buff		[2]	RHS	365	Coffee		[2]	RHS	373	Petal Pink
	[2]	RHS	360	Cafe Latte		[2]	RHS	706	Perfect Pink		[2]	RHS	316	Soft White

Instructions for using the graph.

GAUGE= 5 STS = 1"
4 ROWS = 1"

I USED SIZE "H" AFGHAN HOOK,USE WHATEVER SIZE GIVES YOU THE CORRECT GAUGE. CAN BE DONE IN AFGHAN STITCH OR SINGLE CROCHET.

EACH SQUARE ON THE GRAPH REPRESENTS 1 STITCH. FOR SINGLE CROCHET READ THE CHART FROM RIGHT TO LEFT, AND THEN LEFT TO RIGHT. IF USING AFGHAN STITCH ALWAYS READ FROM THE RIGHT.

TO START: CHAIN ONE MORE STITCH THAN GRAPH.

YOU WILL NEED TO ADD STITCHES TO MAKE THE PIECE WIDER, AND ADD ROWS TO MAKE IT LONGER. THE DESIGN IS CENTERED, SO ADD STITCHES EVENLY TO BOTH SIDES.

ESTIMATED RED HEART YARN NEEDED:

COFFEE:2 OUNCES/78 YDS


WHITE: SMALL AMT/ LESS THAN A YD

BUFF:1 OUNCES/47 YDS


CAFE LATTE:4 OUNCES/186 YDS

PERFECT PINK:1 OUNCE/36 YDS

PETAL PINK: 7 OUNCES/324 YDS




October 2025



October 2025

Printed by PCStitch



RHS-334 RHS-360 RHS-365 RHS-706 RHS-373 RHS-316