
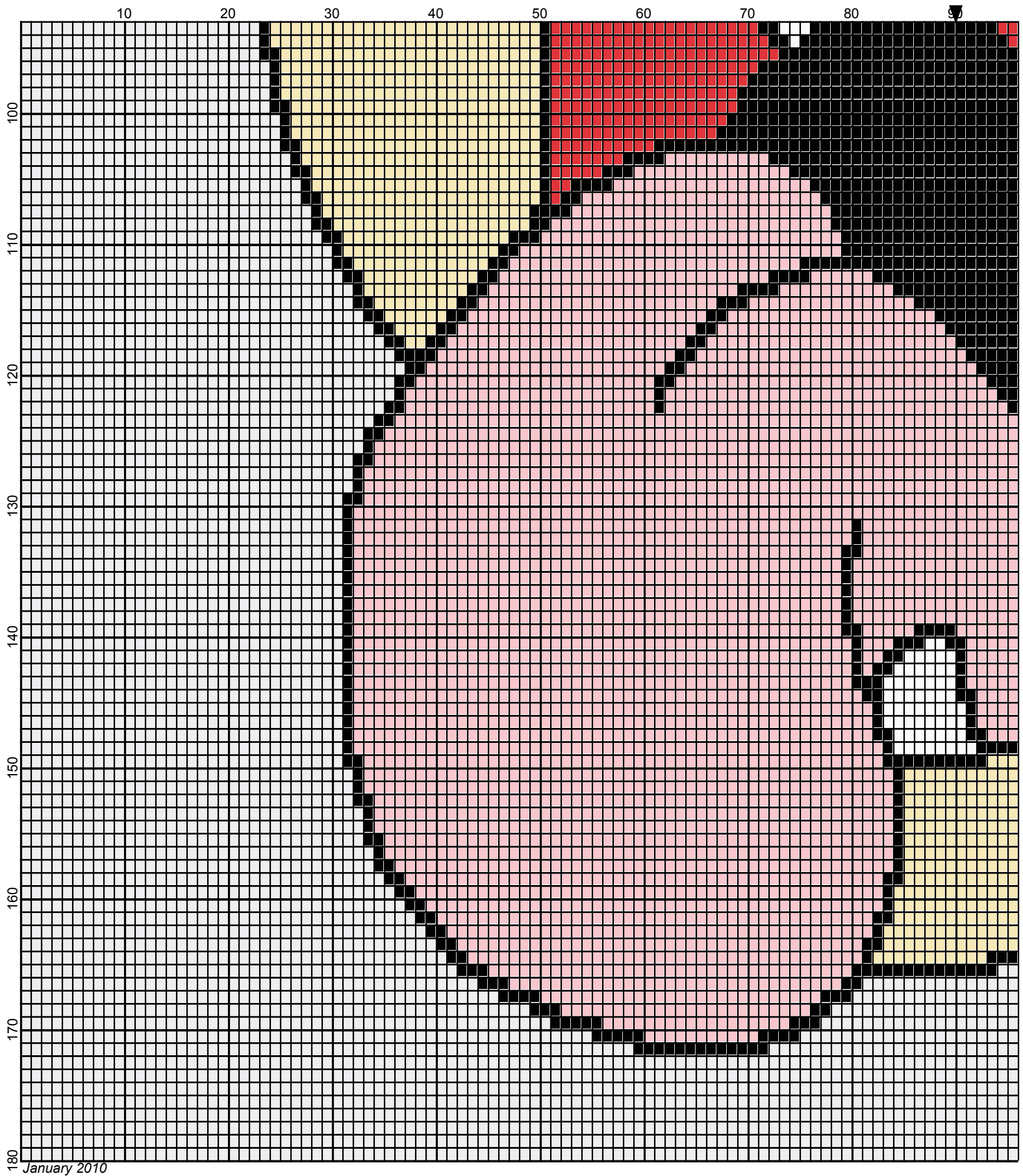



January 2010



January 2010










January 2010



Taz Face

Author: Donna Hammell
Copyright: January 2010
Website: www.donnascrochetshoppe.com
Grid Size: 180W x 180H
Design Area: 18.00" x 22.50" (180 x 180 stitches)

Legend:

	[2]	001	RH012	Black		[2]	001	rh001	White		[2]	001	RH300	Light Grey
	[2]	001	RH339	Medium Brown		[2]	001	RH737	Pink					
	[2]	001	RH111	Eggshell		[2]	001	RH902	Jockey Red					

Instructions for using the graph.

GAUGE= 5 STS = 1"
4 ROWS = 1"

I USED SIZE "H" AFGHAN HOOK,USE WHATEVER SIZE GIVES YOU THE CORRECT GAUGE. CAN BE DONE IN AFGHAN STITCH OR SINGLE CROCHET.

EACH SQUARE ON THE GRAPH REPRESENTS 1 STITCH. FOR SINGLE CROCHET READ THE CHART FROM RIGHT TO LEFT, AND THEN LEFT TO RIGHT. IF USING AFGHAN STITCH ALWAYS READ FROM THE RIGHT.

TO START: CHAIN ONE MORE STITCH THAN GRAPH.

IF YOU NEED TO MAKE THE PIECE WIDER ADD AN EVEN NUMBER OF STITCHES TO BOTH SIDES, AND ADD ROWS TO MAKE IT LONGER. THE DESIGN IS CENTERED, SO ADD STITCHES EVENLY TO BOTH SIDES.

ESTIMATED YARN NEEDED:

WHITE:2 OUNCES

RED:2OUNCES

BLACK: 4 OUNCES

MEDIUM BROWN: 3 OUNCES

EGGSHELL: 6 OUNCES

PINK: 4 OUNCES

LIGHT GREY/BACKGROUND: 16 OUNCES