



Tampa Bay Lightning 240 x 240 by Donna Hammell



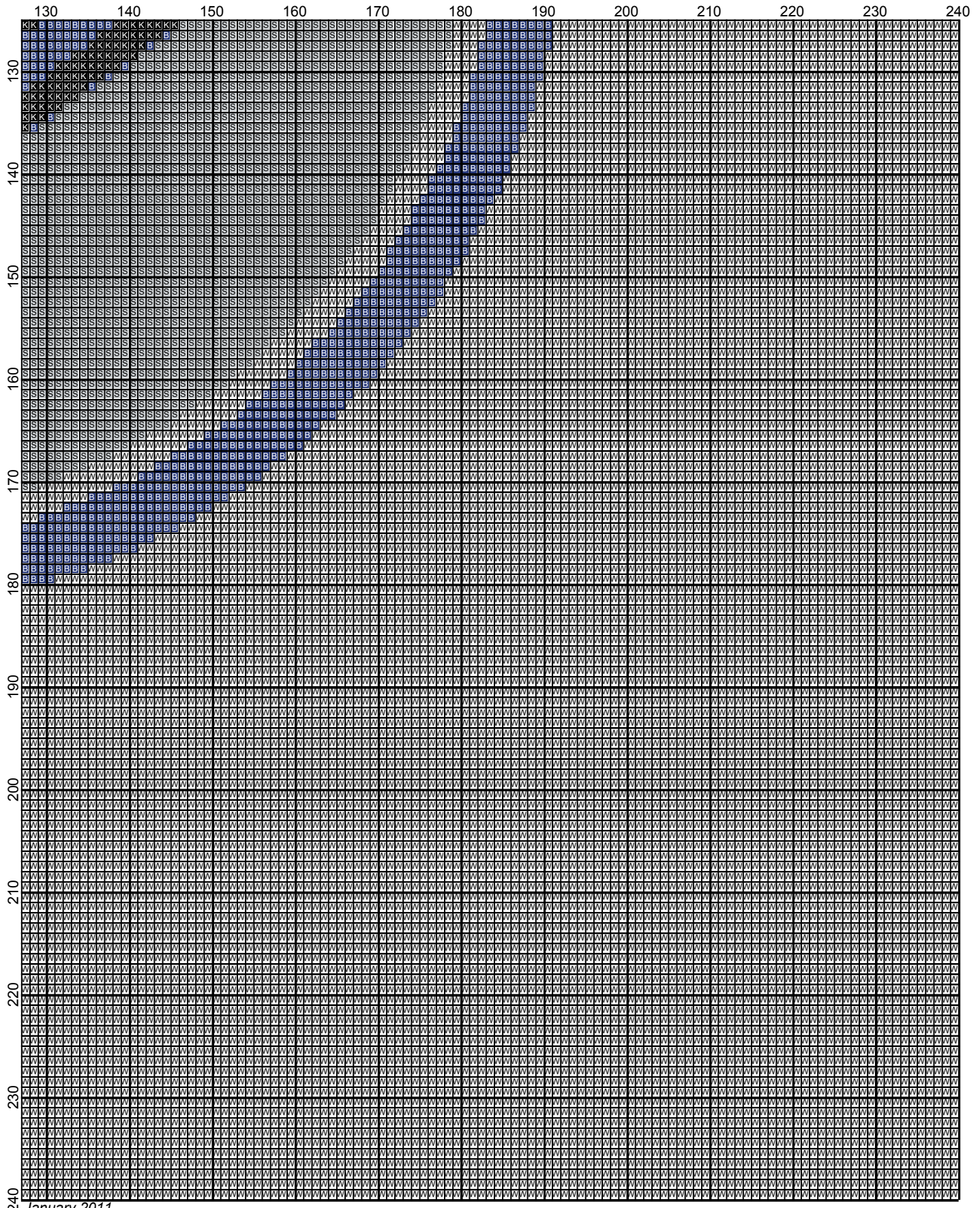
January 2011

Tampa Bay Lightning 240 x 240 by Donna Hammell



January 2011

Tampa Bay Lightning 240 x 240 by Donna Hammell



January 2011

Tampa Bay Lightning 240 x 240

Author: Donna Hammell
Copyright: January 2011
Website: www.donnacrochetshoppe.com
Grid Size: 240W x 240H
Design Area: 24.00" x 30.00" (240 x 240 stitches)

Legend:

K [2] 001	RH012	Black	W [2] 001	rh001	White
B [2] 001	RH849	Olympic Blue	S [2] 001	RH412	Silver

Instructions for using the graph.

GAUGE= 5 STS = 1"
4 ROWS = 1"

I USED SIZE "H" AFGHAN HOOK,USE WHATEVER SIZE GIVES YOU THE CORRECT GAUGE. CAN BE DONE IN AFGHAN STITCH OR SINGLE CROCHET.

EACH SQUARE ON THE GRAPH REPRESENTS 1 STITCH. FOR SINGLE CROCHET READ THE CHART FROM RIGHT TO LEFT, AND THEN LEFT TO RIGHT. IF USING AFGHAN STITCH ALWAYS READ FROM THE RIGHT.

TO START: CHAIN ONE MORE STITCH THAN GRAPH.

IF YOU NEED TO MAKE THE PIECE WIDER ADD AN EVEN NUMBER OF STITCHES TO BOTH SIDES, AND ADD ROWS TO MAKE IT LONGER. THE DESIGN IS CENTERED, SO ADD STITCHES EVENLY TO BOTH SIDES.

ESTIMATED YARN NEEDED:

BLUE: 6 OUNCES
WHITE:41 OUNCES
BLACK: 5 OUNCES
SILVER: 7 OUNCES