






February 2011

Swee Pea

Author: Donna Hammell
Copyright: February 2011
Website: www.donnascrochetshoppe.com
Grid Size: 150W x 180H
Design Area: 15.00" x 22.50" (150 x 180 stitches)

Legend:
 [2] 001 RH912 Cherry Red  [2] 001 RH257 Light Peach  [2] 001 RH815 Pale Blue
 [2] 001 RH012 Black  [2] 001 rh001 White

Instructions for using the graph.

GAUGE= 5 STS = 1"
4 ROWS = 1"

I USED SIZE "H" AFGHAN HOOK,USE WHATEVER SIZE GIVES YOU THE CORRECT GAUGE. CAN BE DONE IN AFGHAN STITCH OR SINGLE CROCHET.

EACH SQUARE ON THE GRAPH REPRESENTS 1 STITCH. FOR SINGLE CROCHET READ THE CHART FROM RIGHT TO LEFT, AND THEN LEFT TO RIGHT. IF USING AFGHAN STITCH ALWAYS READ FROM THE RIGHT.

TO START: CHAIN ONE MORE STITCH THAN GRAPH.

IF YOU NEED TO MAKE THE PIECE WIDER ADD STITCHES EVENLY TO BOTH SIDES, AND ADD ROWS TO MAKE IT LONGER. THE DESIGN IS CENTERED

ESTIMATED RED HEART YARN NEEDED:
BLACK ;2 OUNCES
WHITE: 1 OUNCE
LT. PEACH: 3 OUNCES
BACKGROUND: 19 OUNCES
RED: 4 OUNCES