




September 2008



September 2008










September 2008



Super Mario

Author: Donna Hammell
Copyright: September 2008
Website: www.geocities.com/crochetshoppe/patterns.html
Grid Size: 220W x 220H
Design Area: 19.40" x 26.50" (194 x 212 stitches)

Legend:				
	[2]	001	RH012	Black
	[2]	001	RH822	True Blue
	[2]	001	RH912	Cherry Red
	[2]	001	RH230	Yellow
	[2]	001	RH111	Eggshell
	[2]	001	rh001	White
	[2]	001	RH339	Medium Brown

Instructions for using the graph.

GAUGE= 5 STS = 1"
4 ROWS = 1"

I USED SIZE "H" AFGHAN HOOK,USE WHATEVER SIZE GIVES YOU THE CORRECT GAUGE. CAN BE DONE IN AFGHAN STITCH OR SINGLE CROCHET.

EACH SQUARE ON THE GRAPH REPRESENTS 1 STITCH. FOR SINGLE CROCHET READ THE CHART FROM RIGHT TO LEFT, AND THEN LEFT TO RIGHT. IF USING AFGHAN STITCH ALWAYS READ FROM THE RIGHT.

TO START: CHAIN ONE MORE STITCH THAN GRAPH.

YOU WILL NEED TO ADD STITCHES TO MAKE THE PIECE WIDER, AND ADD ROWS TO MAKE IT LONGER. THE DESIGN IS CENTERED, SO ADD STITCHES EVENLY TO BOTH SIDES.

ESTIMATED YARN NEEDED:
BLACK ; 8 OUNCES
WHITE: 3 OUNCES
CHERRY RED :5 OUNCES
YELLOW : 1 OUNCE
MEDIUM BROWN: 3 OUNCES
EGGSHELL: 5 OUNCES
TRUE BLUE: 3 OUNCES
BACKGROUND COLOR :26 OUNCES