




April 2010



April 2010



April 2010










April 2010

Super Luigi

Author: Donna Hammell
Copyright: April 2010
Website: www.donnascrochetshoppe.com
Grid Size: 220W x 220H
Design Area: 22.00" x 27.50" (220 x 220 stitches)

Legend:

	[2]	001	RH012	Black		[2]	001	RH849	Olympic Blue		[2]	001	RH257	Light Peach
	[2]	001	RH676	Emerald Green		[2]	001	RH230	Yellow					
	[2]	001	RH339	Medium Brown		[2]	001	rh001	White					

Instructions for using the graph.

GAUGE= 5 STS = 1"
4 ROWS = 1"

I USED SIZE "H" AFGHAN HOOK,USE WHATEVER SIZE GIVES YOU THE CORRECT GAUGE. CAN BE DONE IN AFGHAN STITCH OR SINGLE CROCHET.

EACH SQUARE ON THE GRAPH REPRESENTS 1 STITCH. FOR SINGLE CROCHET READ THE CHART FROM RIGHT TO LEFT, AND THEN LEFT TO RIGHT. IF USING AFGHAN STITCH ALWAYS READ FROM THE RIGHT.

TO START: CHAIN ONE MORE STITCH THAN GRAPH.

YOU WILL NEED TO ADD STITCHES TO MAKE THE PIECE WIDER, AND ADD ROWS TO MAKE IT LONGER. THE DESIGN IS CENTERED, SO ADD STITCHES EVENLY TO BOTH SIDES.

ESTIMATED YARN NEEDED:
BLACK ; 3 OUNCES
WHITE: 2 OUNCES
EMERALD GREEN:40 OUNCES
YELLOW : SMALL AMT
MEDIUM BROWN: 2 OUNCES
LT. PEACH: 1 OUNCE
OLYMPIC BLUE: 3 OUNCES