
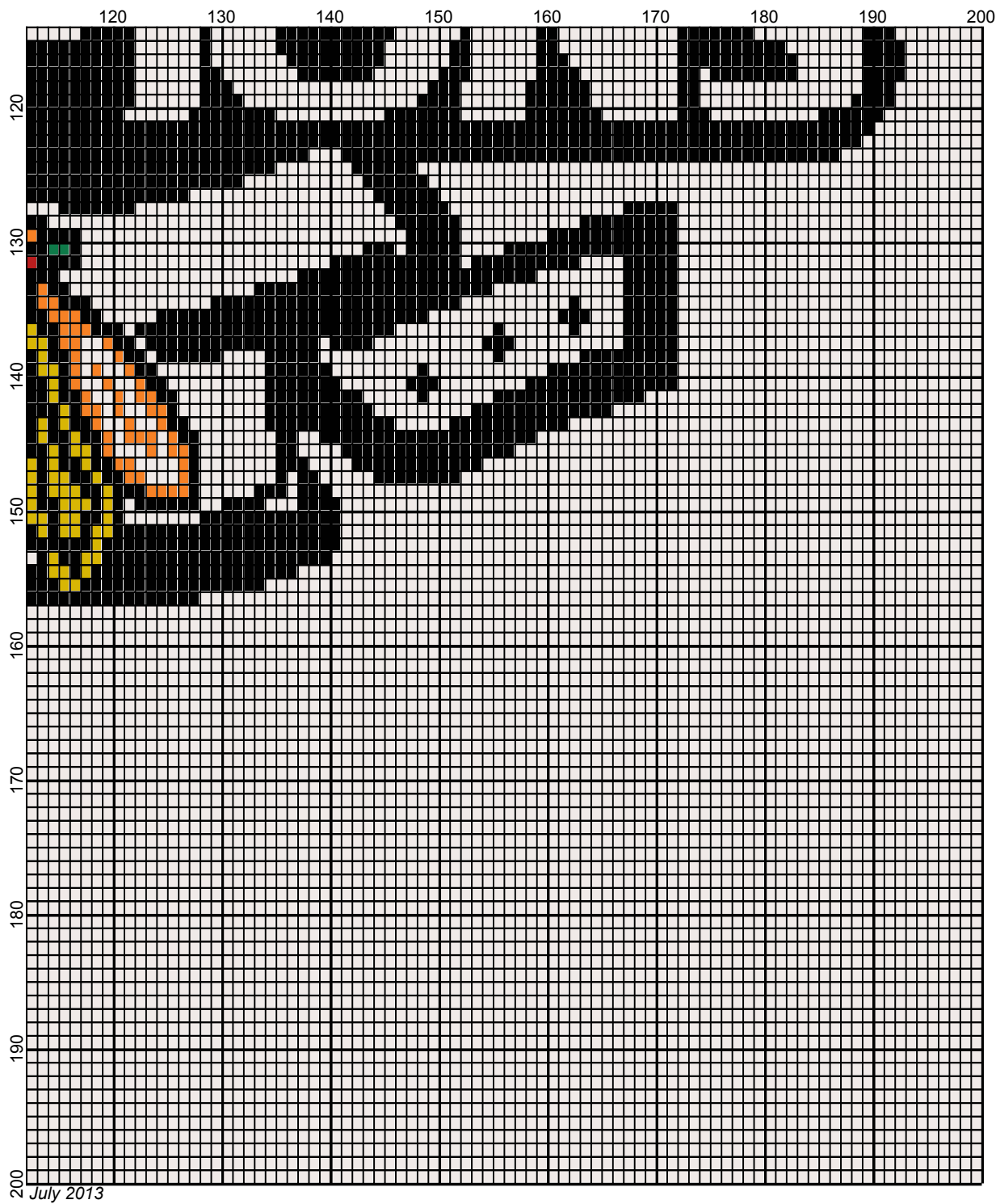


- Legend:
- RHS-313
  - RHS-321
  - RHS-390
  - RHS-368
  - RHS-254
  - RHS-312











# stanley\_cup\_2013

---

**Author:** Donna Hammell  
**Copyright:** July 2013  
**Website:** [www.donnascrochetshoppe.com](http://www.donnascrochetshoppe.com)  
**Grid Size:** 200W x 200H  
**Design Area:** 20.00" x 25.00" (200 x 200 stitches)

**Legend:**

 [2] RHS 313 Aran	 [2] RHS 390 Hot Red	 [2] RHS 254 Pumpkin
 [2] RHS 321 Gold	 [2] RHS 368 Paddy Green	 [2] RHS 312 Black

Instructions for using the graph.

GAUGE= 5 STS = 1"  
4 ROWS = 1"

I USED SIZE "I" AFGHAN HOOK, USE WHATEVER SIZE GIVES YOU THE CORRECT GAUGE. CAN BE DONE IN AFGHAN STITCH OR SINGLE CROCHET.

EACH SQUARE ON THE GRAPH REPRESENTS 1 STITCH. FOR SINGLE CROCHET READ THE CHART FROM RIGHT TO LEFT, AND THEN LEFT TO RIGHT. IF USING AFGHAN STITCH ALWAYS READ FROM THE RIGHT.

TO START: CHAIN ONE MORE STITCH THAN GRAPH.

**ESTIMATED YARN NEEDED:**

BLACK: 8 OUNCES  
GREEN: 1 OUNCE  
WHITE: 35 OUNCES  
GOLD :1 OUNCE  
RED: SMALL AMT  
PUMPKIN/ORANGE: SMALL AMT