

November 2025







Legend:  
■ RHS-312   ■ RHS-334   ■ RHS-360   ■ RHS-341   ■ RHS-373   ■ RHS-316

# squirrel\_125x125

---

**Author:** Donna Hammell  
**Copyright:** November 2025  
**Website:** [www.donnascrochetshoppe.com](http://www.donnascrochetshoppe.com)  
**Grid Size:** 125W x 125H  
**Design Area:** 12.50" x 15.63" (125 x 125 stitches)

## Legend:

 [2] RHS 312 Black	 [2] RHS 360 Cafe Latte	 [2] RHS 373 Petal Pink
 [2] RHS 334 Buff	 [2] RHS 341 Light Gray	 [2] RHS 316 Soft White

Instructions for using the graph.

GAUGE= 5 STS = 1"  
4 ROWS = 1"


I USED SIZE "H" AFGHAN HOOK,USE WHATEVER SIZE GIVES YOU THE CORRECT GAUGE. CAN BE DONE IN AFGHAN STITCH OR SINGLE CROCHET.


EACH SQUARE ON THE GRAPH REPRESENTS 1 STITCH. FOR SINGLE CROCHET READ THE CHART FROM RIGHT TO LEFT, AND THEN LEFT TO RIGHT. IF USING AFGHAN STITCH ALWAYS READ FROM THE RIGHT.

TO START: CHAIN ONE MORE STITCH THAN GRAPH.


ESTIMATED YARN NEEDED:

BLACK: 2 OUNCES/70 YDS  
SOFT WHITE: 3 OUNCES/119 YDS  
BUFF:SMALL AMT/12 YDS  
CAFE LATTE: 6 OUNCES/267 YDS  
LT GRAY: 12 OUNCES/568 YDS  
PETAL PINK: SMALL AMT/9 YDS





November 2025



November 2025

Legend:

