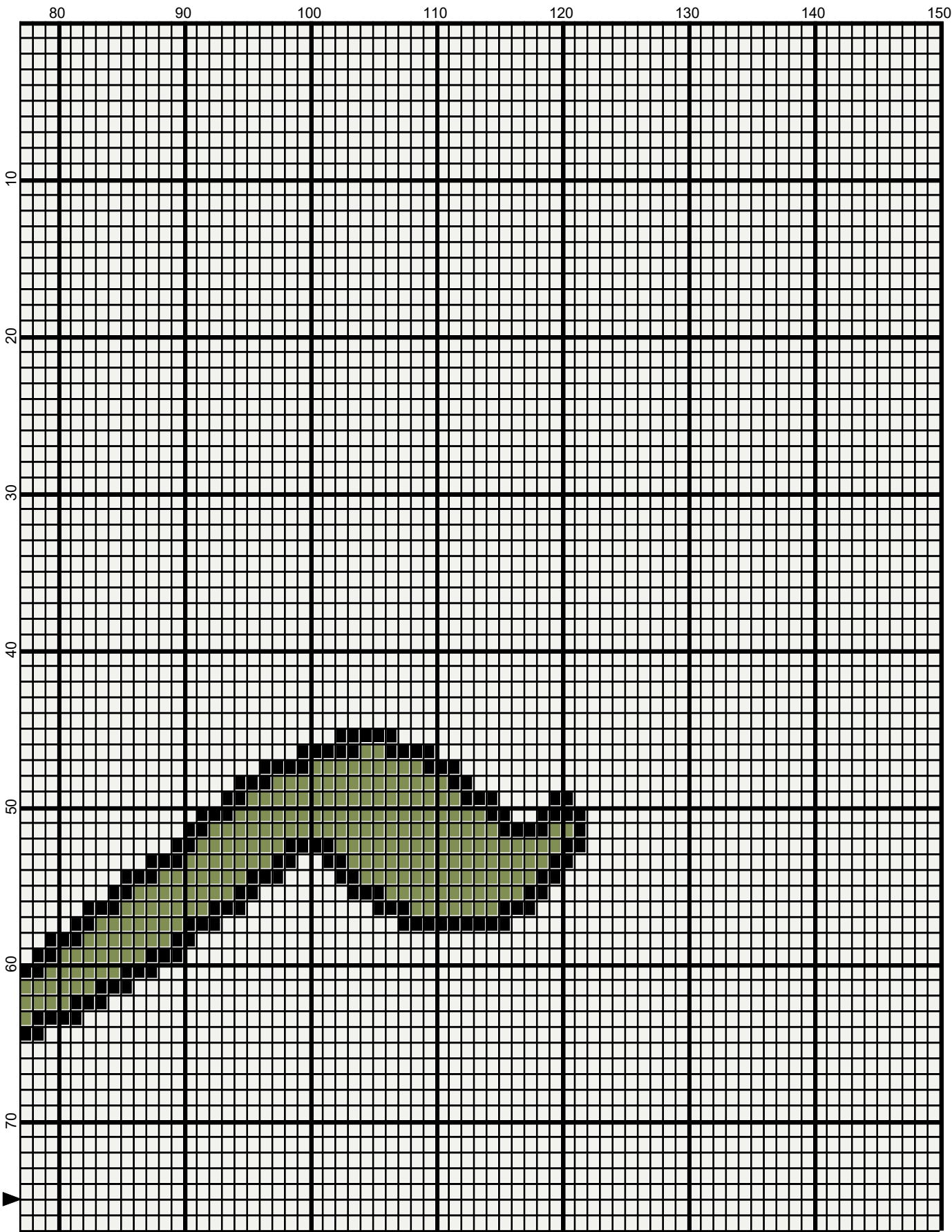




mAY 2020



mAY 2020



mAY 2020



MAY 2020

# squidward\_150X150

---

**Author:** Donna Hammell  
**Copyright:** mAY 2020  
**Website:** [www.donnascrochetshoppe.com](http://www.donnascrochetshoppe.com)  
**Grid Size:** 150W x 150H  
**Design Area:** 15.00" x 18.75" (150 x 150 stitches)

## Legend:

■ [2] RHS 312 Black  
■ [2] RHS 886 Blue  
□ [2] RHS 316 Soft White

■ [2] RHS 625 Guava  
■ [2] RHS 706 Perfect Pink  
■ [2] RHS 324 Bright Yellow

■ [2] RHS 256 Carrot  
■ [2] RHS 360 Cafe Latte  
■ [2] RHS 365 Coffee

Instructions for using the graph.

GAUGE= 5 STS = 1"  
4 R Instructions for using the graph.

GAUGE= 5 STS = 1"  
4 ROWS = 1"

I USED SIZE "H" AFGHAN HOOK, USE WHATEVER SIZE GIVES YOU THE CORRECT GAUGE. CAN BE DONE IN AFGHAN STITCH OR SINGLE CROCHET.

EACH SQUARE ON THE GRAPH REPRESENTS 1 STITCH. FOR SINGLE CROCHET READ THE CHART FROM RIGHT TO LEFT, AND THEN LEFT TO RIGHT. IF USING AFGHAN STITCH ALWAYS READ FROM THE RIGHT.

TO START: CHAIN ONE MORE STITCH THAN GRAPH.

## ESTIMATED YARN NEEDED:

BLACK :2 OUNCES  
WHITE: 24 OUNCES  
BLUE :SMALL AMOUNT  
GUAVA : 3 OUNCES  
PINK: SMALL AMT  
BRIGHT YELLOW:SMALL AMT  
CARROT: 1 OUNCE  
CAFE LATTE: SMALL AMT  
COFFEE: SMALL AMT