









April 2007

Spongebob- Face

Author: Donna Hammell
Copyright: April 2007
Website: www.goecities.com/crochetshoppe/patterns.html
Grid Size: 100W x 100H
Design Area: 10.00" x 12.50" (100 x 100 stitches)

Legend:									
	[2]	DMC	832	golden olive		[2]	DMC	310	black
	[2]	DMC	307	lemon		[2]	DMC	5200	snow white
	[2]	DMC	666	christmas red - br		[2]	DMC	798	delft blue - dk
									[2] DMC 776 pink - md
									[2] DMC 400 mahogany - dk

Instructions for using the graph.

GAUGE= 5 STS = 1"
4 ROWS = 1"

I USED SIZE "H" AFGHAN HOOK,USE WHATEVER SIZE GIVES YOU THE CORRECT GAUGE. CAN BE DONE IN AFGHAN STITCH OR SINGLE CROCHET.

EACH SQUARE ON THE GRAPH REPRESENTS 1 STITCH. FOR SINGLE CROCHET READ THE CHART FROM RIGHT TO LEFT, AND THEN LEFT TO RIGHT. IF USING AFGHAN STITCH ALWAYS READ FROM THE RIGHT.

TO START: CHAIN ONE MORE STITCH THAN GRAPH.

Black: 2 ounces
Olive: 1 ounce
Yellow: 5 ounces
White: 3 ounces
red: 1 ounces
pink: 1 ounce