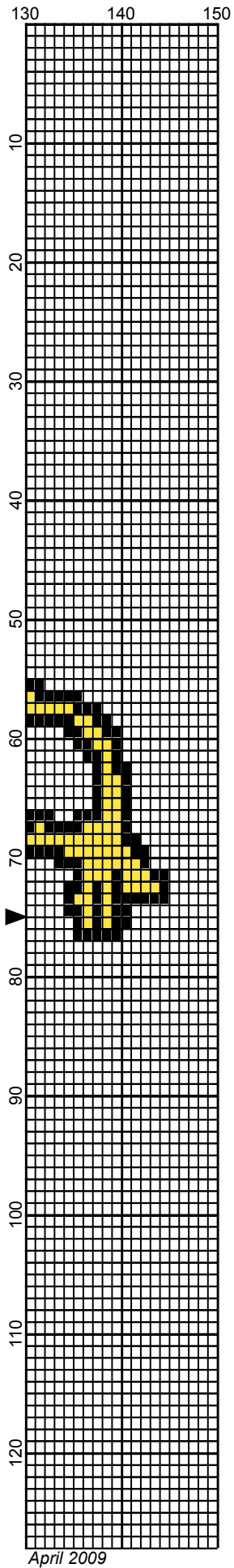
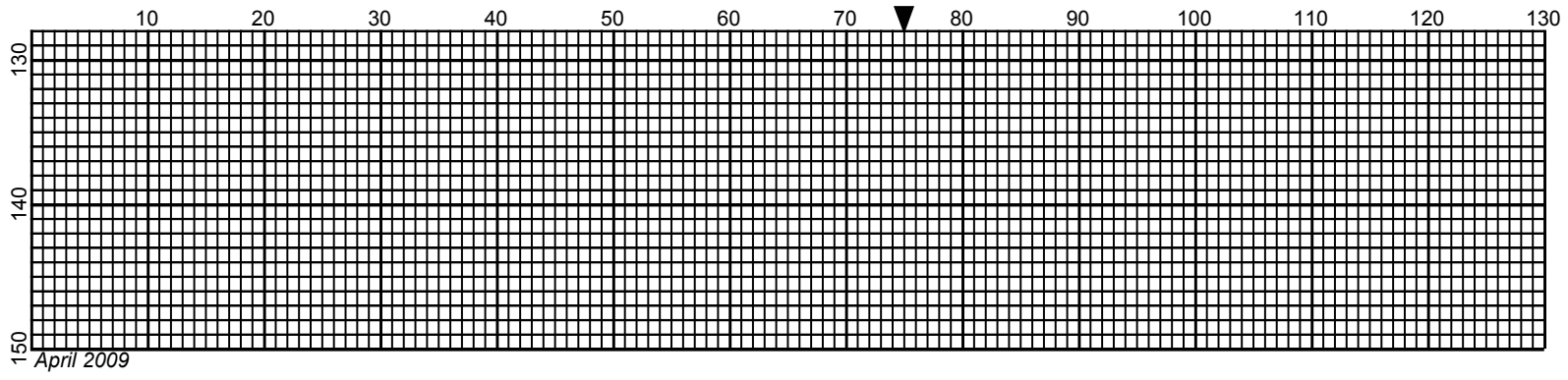
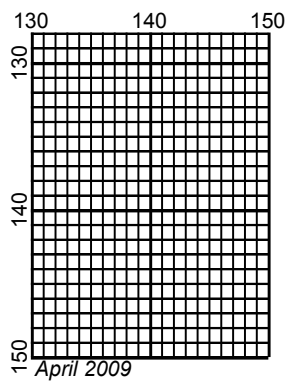


April 2009



April 2009









# Spongebob 5

---

**Author:** Donna Hammell  
**Company:** The Crochet Shoppe  
**Copyright:** April 2009  
**Website:** [www.geocities.com/crochetshoppe/patterns.html](http://www.geocities.com/crochetshoppe/patterns.html)  
**Grid Size:** 150W x 150H  
**Design Area:** 14.00" x 12.25" (140 x 98 stitches)

## Legend: (001)

 [2] RH012 Black	 [2] RH622 Pale Sage	 [2] RH917 Cardinal
 [2] RH230 Yellow	 [2] RH912 Cherry Red	 [2] RH737 Pink
 [2] RH339 Medium Brown	 [2] RH822 True Blue	 [2] rh001 White

Instructions for using the graph.

GAUGE= 5 STS = 1"  
4 ROWS = 1"

I USED SIZE "H" AFGHAN HOOK,USE WHATEVER SIZE GIVES YOU THE CORRECT GAUGE. CAN BE DONE IN AFGHAN STITCH OR SINGLE CROCHET.

EACH SQUARE ON THE GRAPH REPRESENTS 1 STITCH. FOR SINGLE CROCHET READ THE CHART FROM RIGHT TO LEFT, AND THEN LEFT TO RIGHT. IF USING AFGHAN STITCH ALWAYS READ FROM THE RIGHT.

TO START: CHAIN ONE MORE STITCH THAN GRAPH.

YOU WILL NEED TO ADD STITCHES TO MAKE THE PIECE WIDER, AND ADD ROWS TO MAKE IT LONGER. THE DESIGN IS CENTERED, SO ADD STITCHES EVENLY TO BOTH SIDES.

ESTIMATED YARN NEEDED:  
PALE BLUE 18 OUNCES  
BLACK:2 OUNCES  
YELLOW: 2 OUNCES  
WHITE:1OUNCE.  
MEDIUM BROWN: 1 OUNCES  
CHERRY RED: SMALL AMOUNT  
TRUE BLUE: SMALL AMOUNT  
PALE SAGE : 1 OUNCE  
CARDINAL: SMALL AMOUNT  
PINK: SMALL AMOUNT