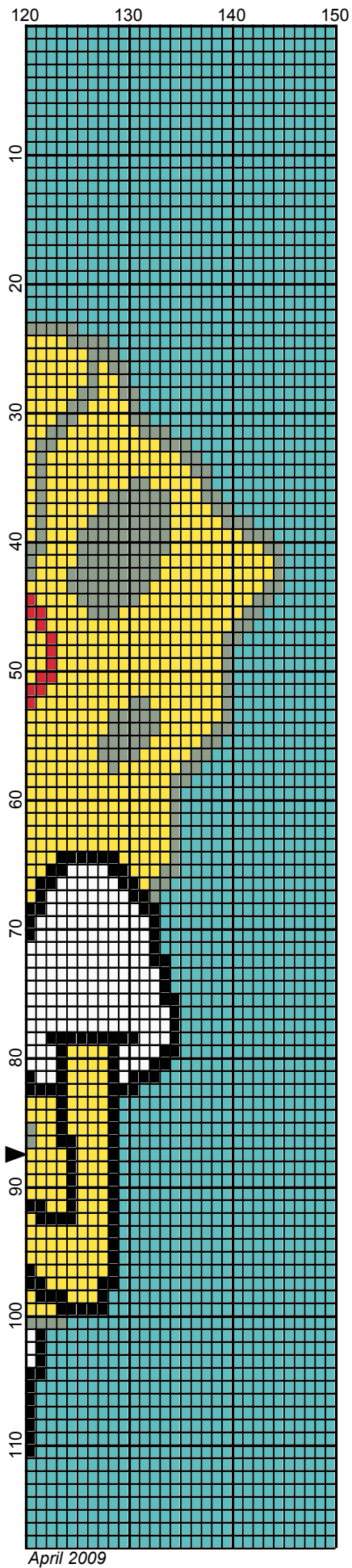
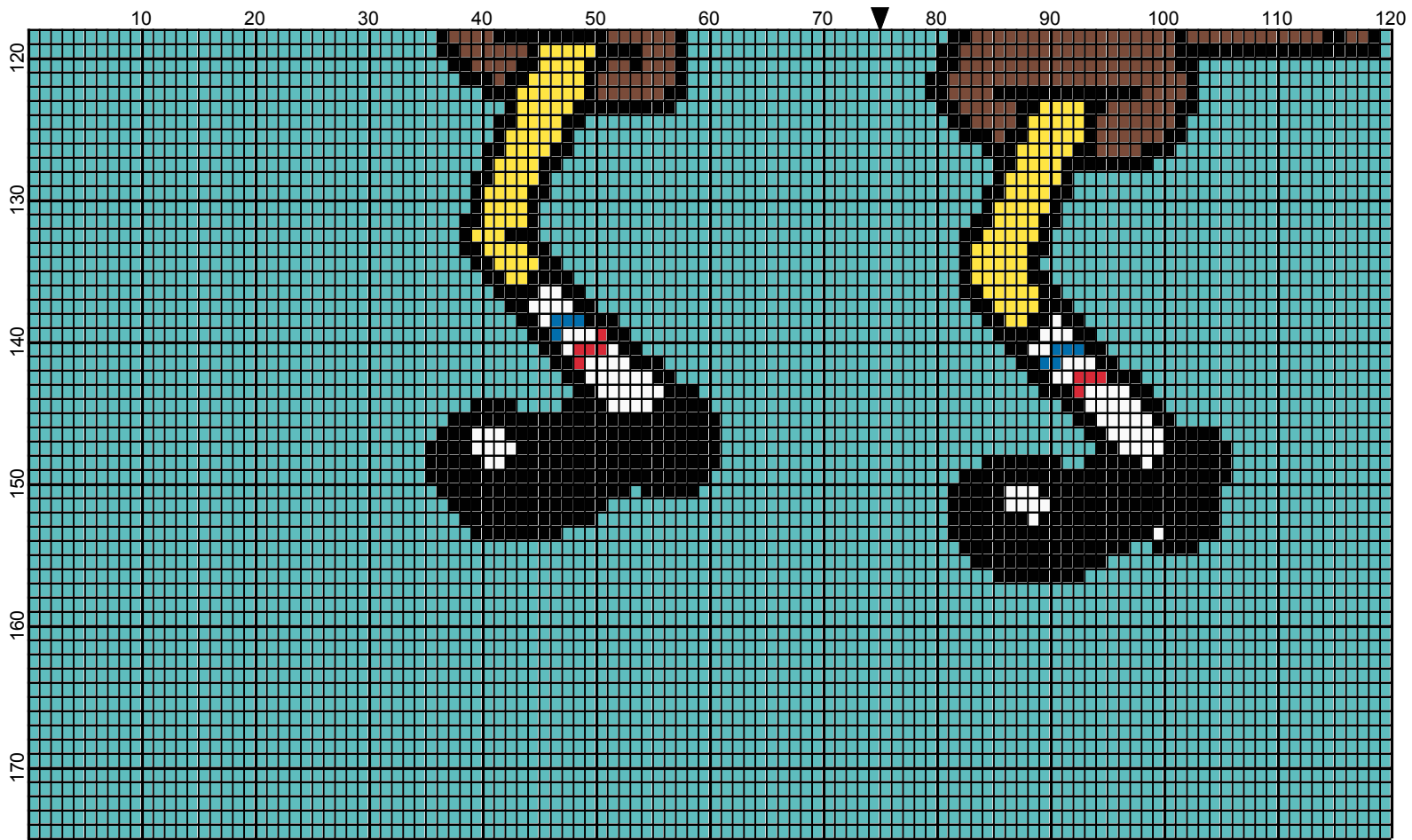


Spongebob #3 by Donna Hammell

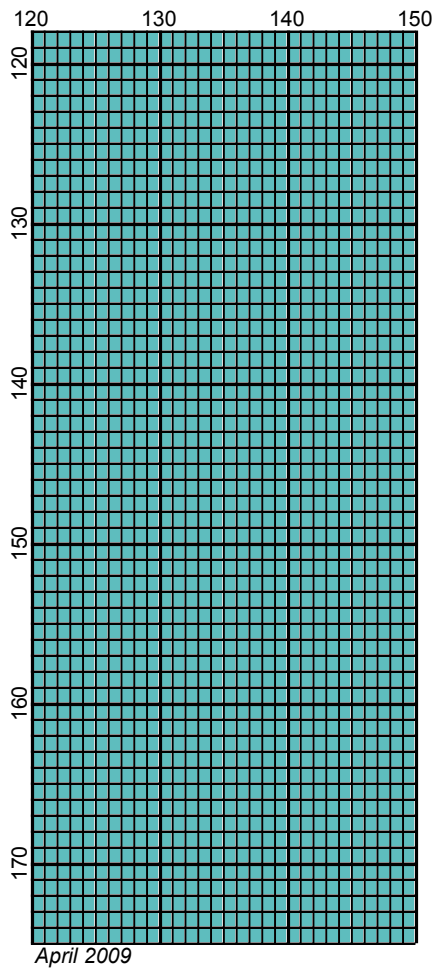


April 2009



April 2009


Spongebob #3 by Donna Hammell



Spongebob #3

Author: Donna Hammell
Company: Donnas Crochet Shoppe
Copyright: April 2009
Website: www.geocities.com/crochetshoppe/patterns.html
Grid Size: 150W x 175H
Design Area: 15.00" x 21.88" (150 x 175 stitches)

Legend: (001)

 [2] RH912 Cherry Red	 [2] RH230 Yellow	 [2] RH339 Medium Brown	 [2] rh001 White
 [2] RH012 Black	 [2] RH622 Pale Sage	 [2] RH822 True Blue	 [2] RH681 Mist Green

Instructions for using the graph.

GAUGE= 5 STS = 1"
4 ROWS = 1"

I USED SIZE "H" AFGHAN HOOK,USE WHATEVER SIZE GIVES YOU THE CORRECT GAUGE. CAN BE DONE IN AFGHAN STITCH OR SINGLE CROCHET.

EACH SQUARE ON THE GRAPH REPRESENTS 1 STITCH. FOR SINGLE CROCHET READ THE CHART FROM RIGHT TO LEFT, AND THEN LEFT TO RIGHT. IF USING AFGHAN STITCH ALWAYS READ FROM THE RIGHT.

TO START: CHAIN ONE MORE STITCH THAN GRAPH.

YOU WILL NEED TO ADD STITCHES TO MAKE THE PIECE WIDER, AND ADD ROWS TO MAKE IT LONGER. THE DESIGN IS CENTERED, SO ADD STITCHES EVENLY TO BOTH SIDES.

ESTIMATED YARN NEEDED:
MIST GREEN:15OUNCES
BLACK:3 OUNCES
YELLOW: 5 OUNCES
WHITE:2OUNCES
MEDIUM BROWN: 2 OUNCES
CHERRY RED: SMALL AMOUNT
TRUE BLUE: SMALL AMOUNT
PALE SAGE : 1 OUNCE