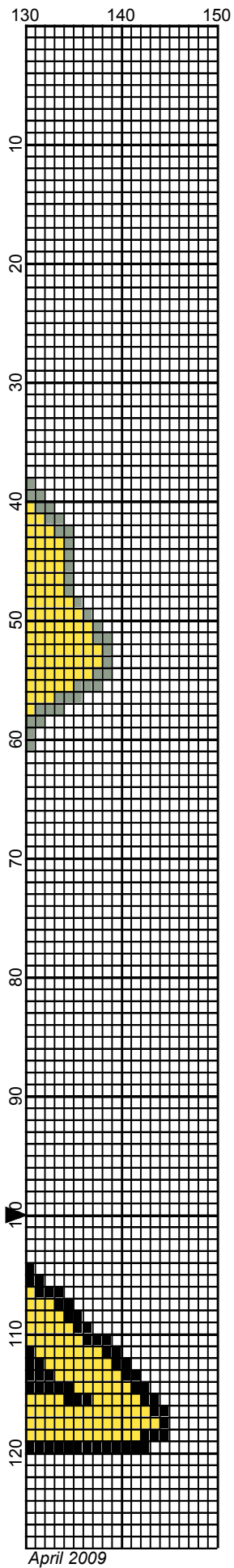

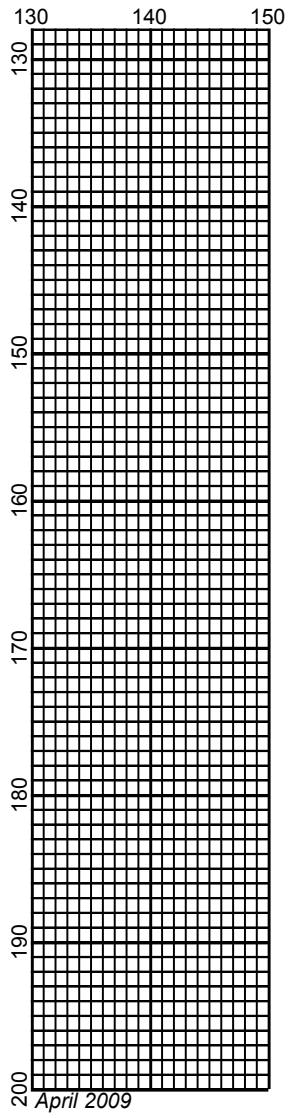


April 2009





April 2009



Spongebob 1

Author: Donna Hammell
Company: The Crochet Shoppe
Copyright: April 2009
Website: www.geocities.com/crochetshoppe/patterns.html
Grid Size: 150W x 200H
Design Area: 14.00" x 19.75" (140 x 158 stitches)

Legend: (001)

 [2] RH012 Black	 [2] RH339 Medium Brown	 [2] RH737 Pink
 [2] RH230 Yellow	 [2] RH822 True Blue	 [2] RH917 Cardinal
 [2] RH622 Pale Sage	 [2] RH912 Cherry Red	 [2] rh001 White

Instructions for using the graph.

GAUGE= 5 STS = 1"
4 ROWS = 1"

I USED SIZE "H" AFGHAN HOOK,USE WHATEVER SIZE GIVES YOU THE CORRECT GAUGE. CAN BE DONE IN AFGHAN STITCH OR SINGLE CROCHET.

EACH SQUARE ON THE GRAPH REPRESENTS 1 STITCH. FOR SINGLE CROCHET READ THE CHART FROM RIGHT TO LEFT, AND THEN LEFT TO RIGHT. IF USING AFGHAN STITCH ALWAYS READ FROM THE RIGHT.

TO START: CHAIN ONE MORE STITCH THAN GRAPH.

YOU WILL NEED TO ADD STITCHES TO MAKE THE PIECE WIDER, AND ADD ROWS TO MAKE IT LONGER. THE DESIGN IS CENTERED, SO ADD STITCHES EVENLY TO BOTH SIDES.

ESTIMATED YARN NEEDED:
MIST GREEN:16 OUNCES
BLACK:4 OUNCES
YELLOW: 6 OUNCES
WHITE:2 OUNCES
MEDIUM BROWN: 2 OUNCES
CHERRY RED: SMALL AMOUNT
TRUE BLUE: SMALL AMOUNT
PALE SAGE : 1 OUNCE
CARDINAL: SMALL AMOUNT
PINK: SMALL AMOUNT