











December 2016

spongebob_120x80

Author: Donna Hammell
Company: Donna's Crochet Shoppe
Copyright: December 2016
Website: www.donnascrochetshoppe.com
Grid Size: 120W x 80H
Design Area: 12.00" x 10.00" (120 x 80 stitches)

Legend:

 [2] RHS	235 Lemon	 [2] RHS	726 Coral	 [2] RHS	312 Black	 [2] RHS	316 Soft White
 [2] RHS	672 Spring Green	 [2] RHS	321 Gold	 [2] RHS	373 Petal Pink	 [2] RHS	324 Bright Yellow
 [2] RHS	RHTB True Blue	 [2] RHS	390 Hot Red	 [2] RHS	905 Magenta	 [2] RHS	254 Pumpkin

Instructions for using the graph.

GAUGE= 5 STS = 1"
4 ROWS = 1"

I USED SIZE "H" AFGHAN HOOK,USE WHATEVER SIZE GIVES YOU THE CORRECT GAUGE. CAN BE DONE IN AFGHAN STITCH OR SINGLE CROCHET.

EACH SQUARE ON THE GRAPH REPRESENTS 1 STITCH. FOR SINGLE CROCHET READ THE CHART FROM RIGHT TO LEFT, AND THEN LEFT TO RIGHT. IF USING AFGHAN STITCH ALWAYS READ FROM THE RIGHT.

TO START: CHAIN ONE MORE STITCH THAN GRAPH.

ESTIMATED YARN NEEDED:
BRIGHT YELLOW : 6 OUNCES
SPRING GREEN: 1 OUNCE
CORAL; SMALL AMT
BLACK: 2 OUNCES
WHITE: 1 OUNCE
PUMPKIN: 1 OUNCE
MAGENTA : SMALL AMT
LEMON: 3 OUNCES
TRUE BLUE: 1 OUNCE
GOLD: 1 OUNCE
RED: 1 OUNCE
PETAL PINK: SMALL AMT