

November 2024

Legend:







- RHS-312     RHS-RH400     RHS-390     RHS-341     RHS-316     RHS-672

# skellington\_grinch\_140x160

---

**Author:** Donna Hammell  
**Copyright:** November 2024  
**Website:** [www.donnascrochetshoppe.com](http://www.donnascrochetshoppe.com)  
**Grid Size:** 140W x 140H  
**Design Area:** 14.00" x 17.50" (140 x 140 stitches)

**Legend:**

 [2] RHS	312 Black	 [2] RHS	390 Hot Red	 [2] RHS	316 Soft White
 [2] RHS	RH400 Gray Heather	 [2] RHS	341 Light Gray	 [2] RHS	672 Spring Green

Instructions for using the graph.

GAUGE= 5 STS = 1"  
4 ROWS = 1"


I USED SIZE "H" AFGHAN HOOK,USE WHATEVER SIZE GIVES YOU THE CORRECT GAUGE. CAN BE DONE IN AFGHAN STITCH OR SINGLE CROCHET.

EACH SQUARE ON THE GRAPH REPRESENTS 1 STITCH. FOR SINGLE CROCHET READ THE CHART FROM RIGHT TO LEFT, AND THEN LEFT TO RIGHT. IF USING AFGHAN STITCH ALWAYS READ FROM THE RIGHT.


TO START: CHAIN ONE MORE STITCH THAN GRAPH.

IF YOU NEED TO MAKE THE PIECE WIDER ADD AN EVEN NUMBER OF STITCHES TO BOTH SIDES, AND ADD ROWS TO MAKE IT LONGER. THE DESIGN IS CENTERED, SO ADD STITCHES EVENLY TO BOTH SIDES.


ESTIMATED YARN NEEDED:  
WHITE:5 OUNCES/251 YDS  
RED:3 OUNCES/118 YDS  
GRAY HEATHER: 12 OUNCES/615 YDS  
BLACK: 4 OUNCES/170 YDS  
LT GRAY: 1 OUNCES/52 YDS  
SPRING GREEN: 2 OUNCES/77 YDS



November 2024




November 2024



November 2024

Legend:



November 2024

- RHS-312
- RHS-RH400
- RHS-390
- RHS-341
- RHS-316
- RHS-672