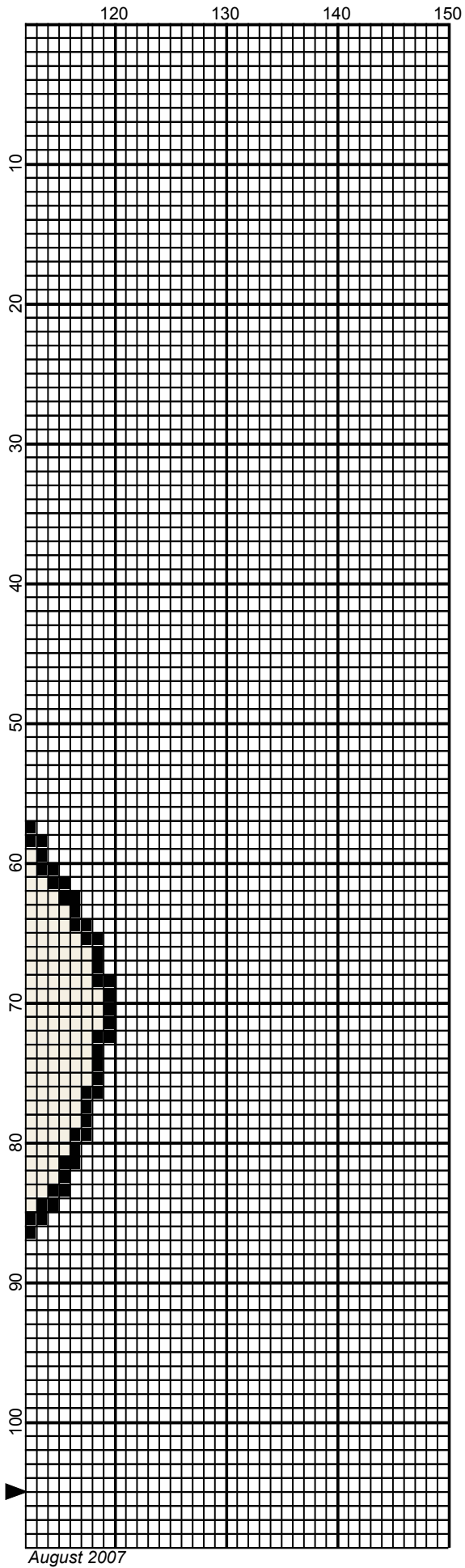

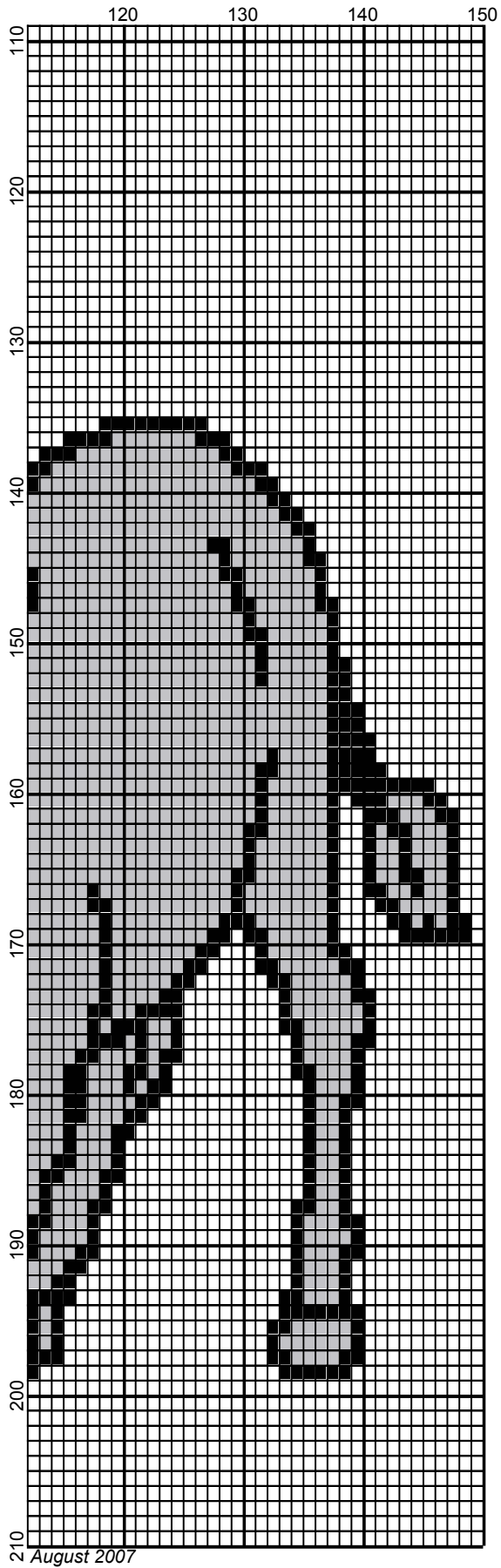


August 2007














Shrek - Small

Author: Donna Hammell
Copyright: August 2007
Website: www.geocities.com/crochetshoppe/index.html
Grid Size: 150W x 210H
Design Area: 13.60" x 24.50" (136 x 196 stitches)

Legend:

 [2] DMC 310 black	 [2] DMC 822 beige gray - lt	 [2] DMC White white
 [2] DMC 434 brown - lt	 [2] DMC 415 pearl gray	
 [2] DMC 472 avocado green - ul lt	 [2] DMC 762 pearl gray - vy lt	

Instructions for using the graph.

GAUGE= 5 STS = 1"
4 ROWS = 1"

I USED SIZE "H" AFGHAN HOOK,USE WHATEVER SIZE GIVES YOU THE CORRECT GAUGE. CAN BE DONE IN AFGHAN STITCH OR SINGLE CROCHET.

EACH SQUARE ON THE GRAPH REPRESENTS 1 STITCH. FOR SINGLE CROCHET READ THE CHART FROM LEFT TO RIGHT. IF USING AFGHAN STITCH ALWAYS READ FROM THE RIGHT.

TO START: CHAIN ONE MORE STITCH THAN GRAPH.

YOU WILL NEED TO ADD STITCHES TO MAKE THE PIECE WIDER, AND ADD ROWS TO MAKE IT LONGER. THE DESIGN IS CENTERED, SO ADD STITCHES EVENLY TO BOTH SIDES.

ESTIMATED YARN NEEDED:
BROWN LT: 2 OUNCES
BEIGE GRY: 4 OUNCES
AVOCADO GREEN: 3 OUNCES
BLACK: 4 OUNCES
WHITE: SMALL AMOUNT
PEARL GRAY: 3 OUNCES
PEARL GRAY LT: LESS THAN AN OUNCE
BACKGROUND: 19 OUNCES