








# Shrek 2 & Donkey

---

**Author:** Donna Hammell  
**Copyright:** 2006  
**Website:** [www.geocities.com/crochetshoppe/index.html](http://www.geocities.com/crochetshoppe/index.html)  
**Grid Size:** 200W x 280H  
**Design Area:** 18.10" x 32.63" (181 x 261 stitches)

## Legend:

 [2] DMC 310 black	 [2] DMC Ecru ecru	 [2] DMC White white
 [2] DMC 472 avocado green - ul lt	 [2] DMC 3024 brown gray - vy lt	
 [2] DMC 300 mahogany - vy dk	 [2] DMC 3072 beaver gray - vy lt	

Instructions for using the graph.

GAUGE= 5 STS = 1"  
4 ROWS = 1"

I USED SIZE "H" AFGHAN HOOK,USE WHATEVER SIZE GIVES YOU THE CORRECT GAUGE. CAN BE DONE IN AFGHAN STITCH OR SINGLE CROCHET.

EACH SQUARE ON THE GRAPH REPRESENTS 1 STITCH. FOR SINGLE CROCHET READ THE CHART FROM LEFT TO RIGHT. IF USING AFGHAN STITCH ALWAYS READ FROM THE RIGHT.

TO START: CHAIN ONE MORE STITCH THAN GRAPH.

YOU WILL NEED TO ADD STITCHES TO MAKE THE PIECE WIDER, AND ADD ROWS TO MAKE IT LONGER. THE DESIGN IS CENTERED, SO ADD STITCHES EVENLY TO BOTH SIDES.

ESTIMATED YARN NEEDED:  
BLACK ; 5 OUNCES  
AVACADO GREEN: 5 OUNCES  
GRAY: 1 OUNCES  
WHITE: LESS THAN 1 OUNCES  
BACKGROUND: 34 OUNCES  
MAHOGANY: 3 OUNCES  
ECRU: 6 OUNCES  
BROWN GRAY: 4 OUNCES