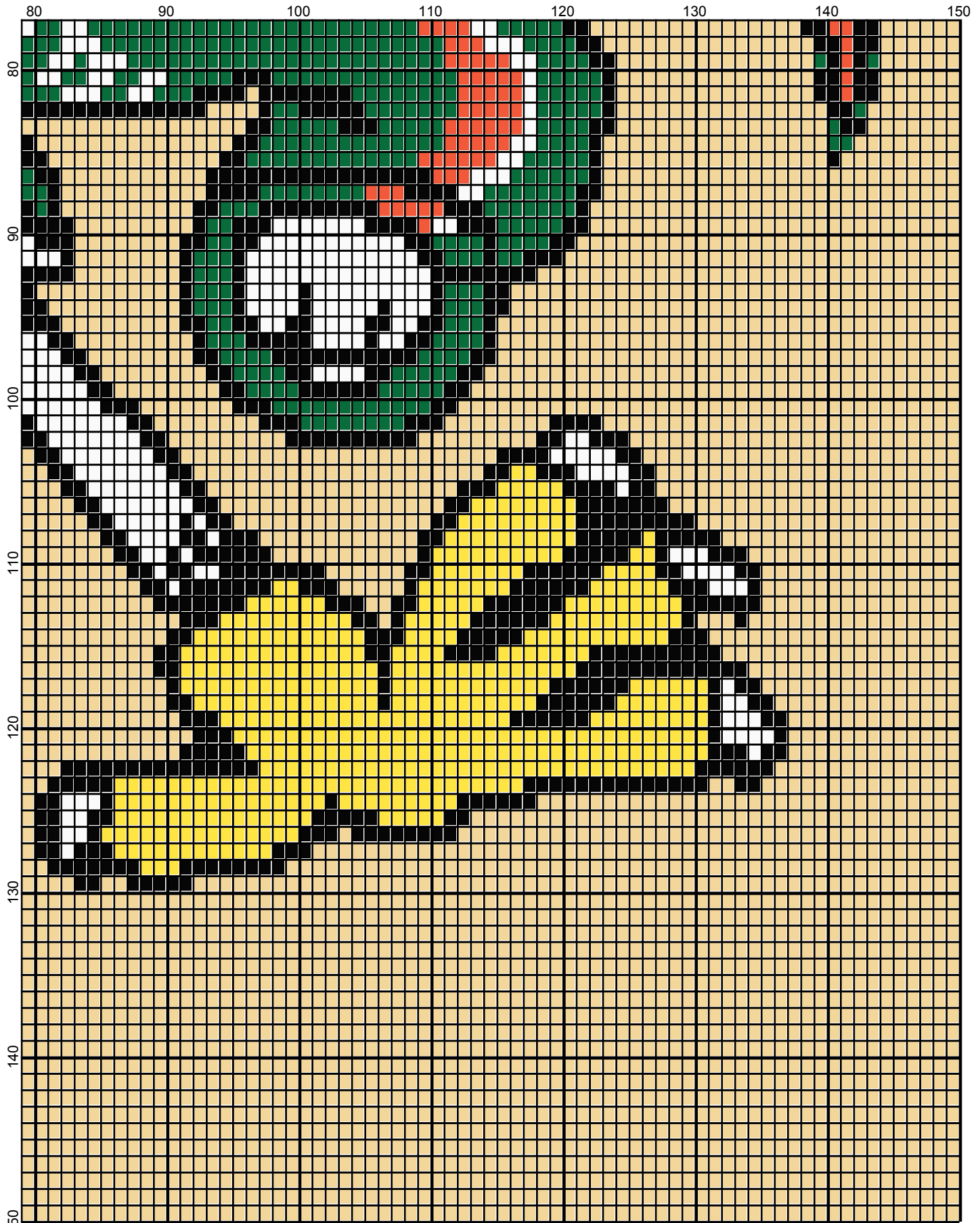


April 2012







April 2012



sebastian_miami_150x150

Author: Donna Hammell
Copyright: April 2012
Website: www.donnascrochetshoppe.com
Grid Size: 150W x 150H
Design Area: 15.00" x 18.75" (150 x 150 stitches)

Legend:

 [2] SSE SSE368 Paddy Green
 [2] SSE SSE312 Black

 [2] 001 RH230 Yellow
 [2] 001 RH253 Tangerine

 [2] 001 rh001 White
 [2] 001 rhcorn Cornmeal

Instructions for using the graph.

GAUGE= 5 STS = 1"
4 ROWS = 1"

I USED SIZE "H" AFGHAN HOOK,USE WHATEVER SIZE GIVES YOU THE CORRECT GAUGE. CAN BE DONE IN AFGHAN STITCH OR SINGLE CROCHET.

EACH SQUARE ON THE GRAPH REPRESENTS 1 STITCH. FOR SINGLE CROCHET READ THE CHART FROM RIGHT TO LEFT, AND THEN LEFT TO RIGHT. IF USING AFGHAN STITCH ALWAYS READ FROM THE RIGHT.

TO START: CHAIN ONE MORE STITCH THAN GRAPH.

IF YOU NEED TO MAKE THE PIECE WIDER ADD AN EVEN NUMBER OF STITCHES TO BOTH SIDES, AND ADD ROWS TO MAKE IT LONGER. THE DESIGN IS CENTERED, SO ADD STITCHES EVENLY TO BOTH SIDES.

ESTIMATED YARN NEEDED:

WHITE: 2 OUNCES

BLACK: 3 OUNCES

PADDY GREEN: 3 OUNCES

YELLOW: 1 OUNCE

TANGERINE/ORANGE: 1 OUNCE

BACKGROUND:17 OUNCES