

by Donna Hammell



Legend:  
■ RHS-312    ■ RHS-360    ■ RHS-RH400    ■ RHS-341

# <No Title>

---

**Author:** Donna Hammell  
**Copyright:** Donna Hammell  
**Website:** [www.donnascrochetshoppe.com](http://www.donnascrochetshoppe.com)  
**Grid Size:** 150W x 181H  
**Design Area:** 15.00" x 22.63" (150 x 181 stitches)

## Legend:

	[2] RHS	312 Black		[2] RHS	RH400 Gray Heather
	[2] RHS	360 Cafe Latte		[2] RHS	341 Light Gray

Instructions for using the graph.

GAUGE= 5 STS = 1"  
4 ROWS = 1"

I USED SIZE "H" AFGHAN HOOK,USE WHATEVER SIZE GIVES YOU THE CORRECT GAUGE. CAN BE DONE IN AFGHAN STITCH OR SINGLE CROCHET.

EACH SQUARE ON THE GRAPH REPRESENTS 1 STITCH. FOR SINGLE CROCHET READ THE CHART FROM RIGHT TO LEFT, AND THEN LEFT TO RIGHT. IF USING AFGHAN STITCH ALWAYS READ FROM THE RIGHT.

TO START: CHAIN ONE MORE STITCH THAN GRAPH.

YOU WILL NEED TO ADD STITCHES TO MAKE THE PIECE WIDER, AND ADD ROWS TO MAKE IT LONGER. THE DESIGN IS CENTERED, SO ADD STITCHES EVENLY TO BOTH SIDES.

ESTIMATED RED HEART SUPER SAVER YARN NEEDED:

BLACK: 810 YDS

CAFE LATTE:415 YDS


GRAY HEATHER: 500 YDS

LT GRAY: 52 YDS




Donna Hammell

by Donna Hammell




Donna Hammell

by Donna Hammell



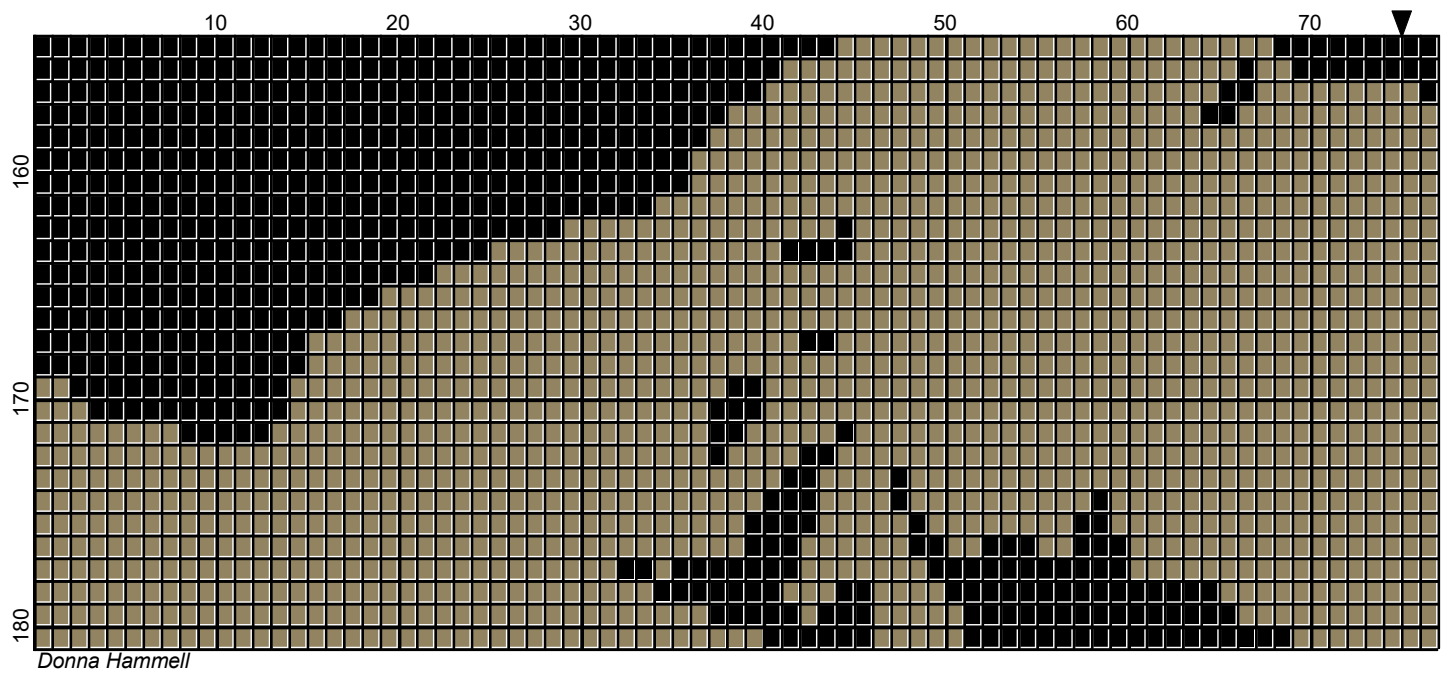
Donna Hammell

by Donna Hammell




Donna Hammell

by Donna Hammell



Legend:

by Donna Hammell



■ RHS-312   ■ RHS-360   ■ RHS-RH400   ■ RHS-341