




March 2015



March 2015



March 2015



# purdue\_boilermakers\_200x 200

---

**Author:** Donna Hammell  
**Copyright:** March 2015  
**Website:** www.donnascrochetshoppe.com  
**Grid Size:** 200W x 200H  
**Design Area:** 20.00" x 25.00" (200 x 200 stitches)

## Legend:

■ [2] RHS	312 Black	■ [2] RHS	321 Gold
□ [2] RHS	316 Soft White	■ [2] RHS	RH400 Gray Heather

Instructions for using the graph.

GAUGE= 5 STS = 1"  
4 ROWS = 1"

I USED SIZE "H" AFGHAN HOOK, USE WHATEVER SIZE GIVES YOU THE CORRECT GAUGE. CAN BE DONE IN AFGHAN STITCH OR SINGLE CROCHET.

EACH SQUARE ON THE GRAPH REPRESENTS 1 STITCH. FOR SINGLE CROCHET READ THE CHART FROM RIGHT TO LEFT, AND THEN LEFT TO RIGHT. IF USING AFGHAN STITCH ALWAYS READ FROM THE RIGHT.

TO START: CHAIN ONE MORE STITCH THAN GRAPH

ESTIMATED YARN

WHITE: 38 OUNCES

BLACK: 8 OUNCES

GOLD: 4 OUNCES

GRAY HEATHER/NICKEL: 4 OUNCES