

Legend:









HOB-210 HOB-160 HOB-072 HOB-220 HOB-797 HOB-101 HOB-102 HOB-150

# pug\_face\_160x160

---

**Author:** Donna Hammell  
**Copyright:** February 2025  
**Website:** [www.donnascrochetshoppe.com](http://www.donnascrochetshoppe.com)  
**Grid Size:** 160W x 160H  
**Design Area:** 16.00" x 20.00" (160 x 160 stitches)

## Legend:

 [2] HOB 210 Antique White	 [2] HOB 220 Coffee	 [2] HOB 102 Soft Pink
 [2] HOB 160 Brown	 [2] HOB 797 Lt Taupe	 [2] HOB 150 Toasted Almond
 [2] HOB 072 Cinnamon	 [2] HOB 101 Rosy Cheeks	

Instructions for using the graph.

GAUGE= 5 STS = 1"  
4 ROWS = 1"

I USED SIZE "H" AFGHAN HOOK, USE WHATEVER SIZE GIVES YOU THE CORRECT GAUGE. CAN BE DONE IN AFGHAN STITCH OR SINGLE CROCHET.

EACH SQUARE ON THE GRAPH REPRESENTS 1 STITCH. FOR SINGLE CROCHET READ THE CHART FROM RIGHT TO LEFT, AND THEN LEFT TO RIGHT. IF USING AFGHAN STITCH ALWAYS READ FROM THE RIGHT.


TO START: CHAIN ONE MORE STITCH THAN GRAPH.

IF YOU NEED TO MAKE THE PIECE WIDER ADD AN EVEN NUMBER OF STITCHES TO BOTH SIDES, AND ADD ROWS TO MAKE IT LONGER. THE DESIGN IS CENTERED, SO ADD STITCHES EVENLY TO BOTH SIDES.


ESTIMATED YARN NEEDED:

ANTIQUÉ WHITE: 3 OUNCES/125 YDS  
BROWN: 2 OUNCES/105 YDS  
CINNAMON: 5 OUNCES/245 YDS  
COFFEE: 2 OUNCES/62 YDS  
LT TAUPE: 2 OUNCES/82 YDS  
ROSY CHEEKS: SMALL AMT/8 YDS  
SOFT PINK/BACKGROUND: 20 OUNCES/982 YDS  
TOASTED ALMOND: 2 OUNCES/80 YDS

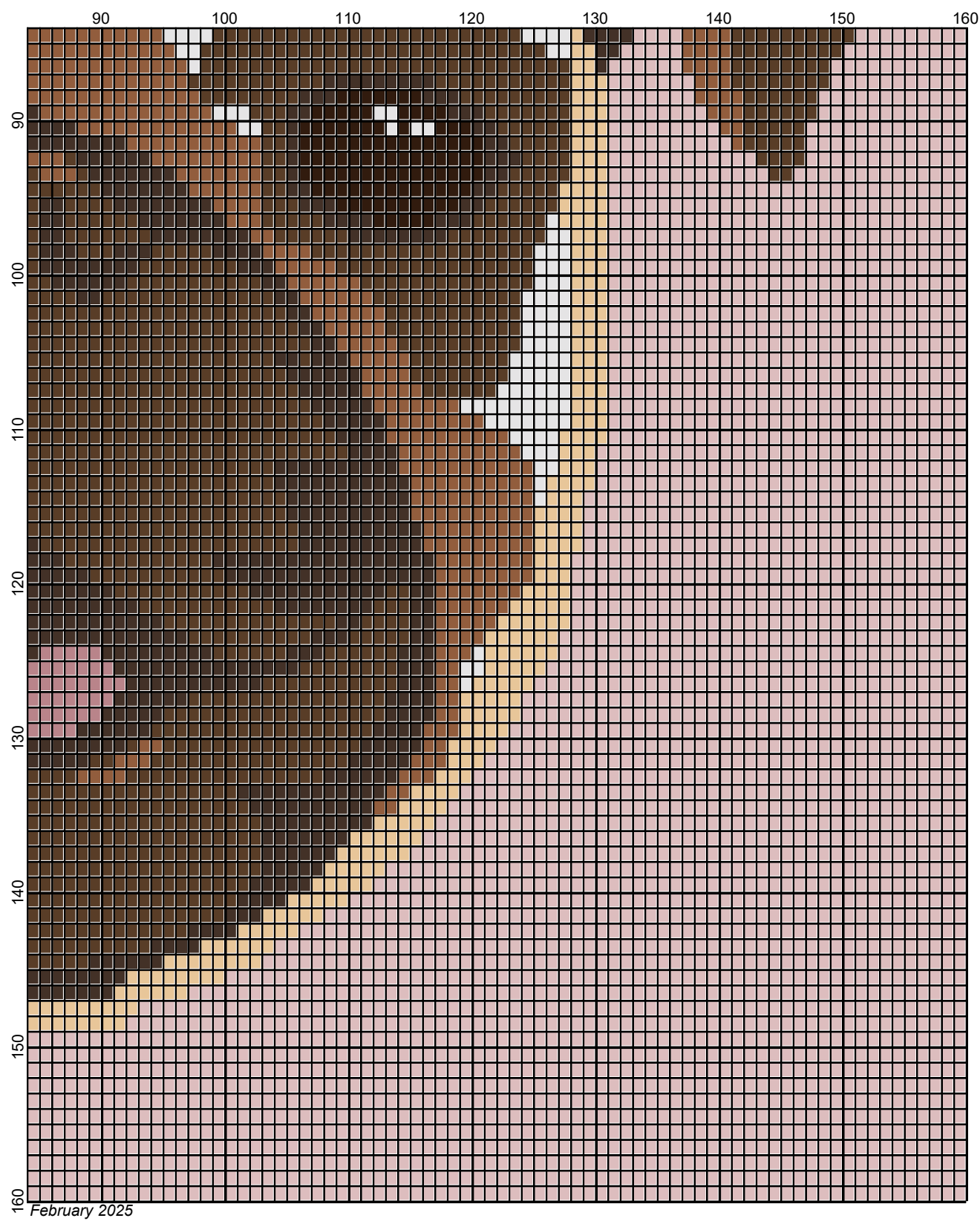




February 2025



Legend:



HOB-210 HOB-160 HOB-072 HOB-220 HOB-797 HOB-101 HOB-102 HOB-150