











October 2025

- Legend:
- | | | | | | | | | | |
|---|---------|---|---------|---|---------|---|---------|---|---------|
| ■ | RHS-312 | ■ | RHS-360 | ■ | RHS-365 | ■ | RHS-341 | ■ | RHS-672 |
| ■ | RHS-886 | ■ | RHS-319 | ■ | RHS-381 | ■ | RHS-368 | ■ | RHS-311 |

princess_tiana_frog_100x90

Author: Donna Hammell
Copyright: October 2025
Website: www.donnascrochetshoppe.com
Grid Size: 100W x 90H
Design Area: 10.00" x 11.25" (100 x 90 stitches)

Legend:

	[2]	RHS	312	Black		[2]	RHS	365	Coffee		[2]	RHS	672	Spring Green
	[2]	RHS	886	Blue		[2]	RHS	381	Light Blue		[2]	RHS	311	WHITE
	[2]	RHS	360	Cafe Latte		[2]	RHS	341	Light Gray					
	[2]	RHS	319	Cherry Red		[2]	RHS	368	Paddy Green					

Instructions for using the graph.

GAUGE= 5 STS = 1"
4 ROWS = 1"


I USED SIZE "H" AFGHAN HOOK,USE WHATEVER SIZE GIVES YOU THE CORRECT GAUGE. CAN BE DONE IN AFGHAN STITCH OR SINGLE CROCHET.


EACH SQUARE ON THE GRAPH REPRESENTS 1 STITCH. FOR SINGLE CROCHET READ THE CHART FROM RIGHT TO LEFT, AND THEN LEFT TO RIGHT. IF USING AFGHAN STITCH ALWAYS READ FROM THE RIGHT.

TO START: CHAIN ONE MORE STITCH THAN GRAPH.


ESTIMATED YARN NEEDED:

BLACK ; 2 OUNCES/88 YDS
BLUE: 2 OUNCES/77 YDS
WHITE: 6 OUNCES/292 YDS
CAFE LATTE: 1 IUNCE/56 YDS
CHERRY RED: SMALL AMT/ 5YDS
COFFEE:1 OUNCE/19 YDS
LT BLUE: 1 OUNCE/52 YDS
LT GRAY: 1 OUNCE/15 YDS
PADDY GREEN: SMALL AMT/4 YDS
SPRING GREEN: 1 OUNCE/25 YDS
WHITE: 6 OUNCES/292 YDS

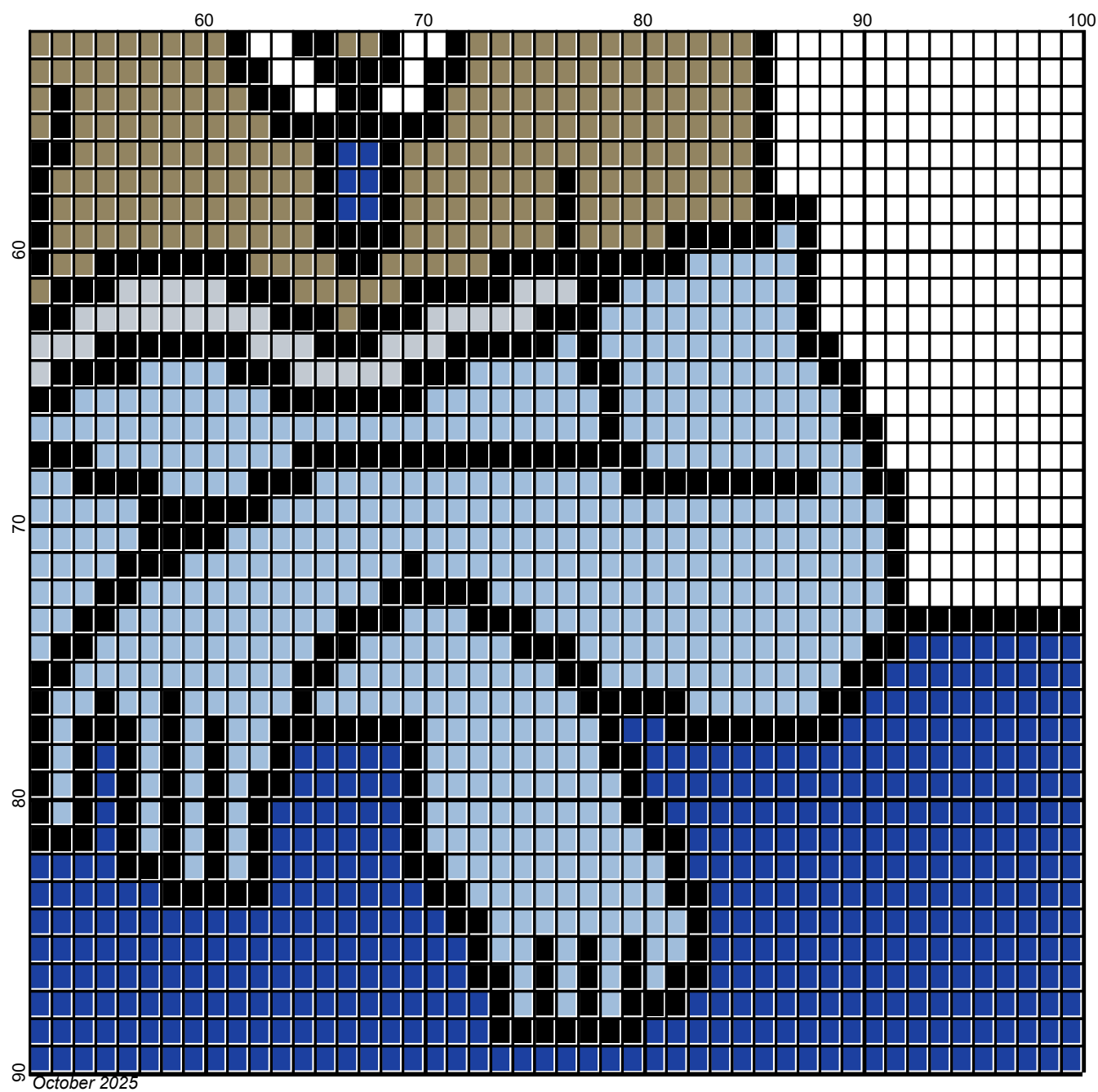




October 2025



Legend:
■ RHS-312 ■ RHS-360 ■ RHS-365 ■ RHS-341 ■ RHS-672



RHS-886 RHS-319 RHS-381 RHS-368 RHS-311