

Legend:


- RHS-321
- RHS-356
- RHS-341
- RHS-316

# prairie\_view\_a\_m\_200x200

---

**Author:** Donna Hammell  
**Copyright:** September 2022  
**Website:** www.donnascrochetshoppe.com  
**Grid Size:** 200W x 200H  
**Design Area:** 20.00" x 25.00" (200 x 200 stitches)

**Legend:**

 [2] RHS 321 Gold       [2] RHS 356 Amethyst       [2] RHS 341 Light Gray       [2] RHS 316 Soft White

Instructions for using the graph.

GAUGE= 5 STS = 1"  
4 ROWS = 1"

I USED SIZE "H" AFGHAN HOOK,USE WHATEVER SIZE GIVES YOU THE CORRECT GAUGE. CAN BE DONE IN AFGHAN STITCH OR SINGLE CROCHET.


EACH SQUARE ON THE GRAPH REPRESENTS 1 STITCH. FOR SINGLE CROCHET READ THE CHART FROM RIGHT TO LEFT, AND THEN LEFT TO RIGHT. IF USING AFGHAN STITCH ALWAYS READ FROM THE RIGHT.

TO START: CHAIN ONE MORE STITCH THAN GRAPH.


IF YOU NEED TO MAKE THE PIECE WIDER ADD AN EVEN NUMBER OF STITCHES TO BOTH SIDES, AND ADD ROWS TO MAKE IT LONGER. THE DESIGN IS CENTERED, SO ADD STITCHES EVENLY TO BOTH SIDES.

**ESTIMATED YARN NEEDED:**

WHITE:1925 YDS  
GOLD:3306 YDS  
AMETHYST : 5780 YDS  
LT GRAY: 1305 YDS



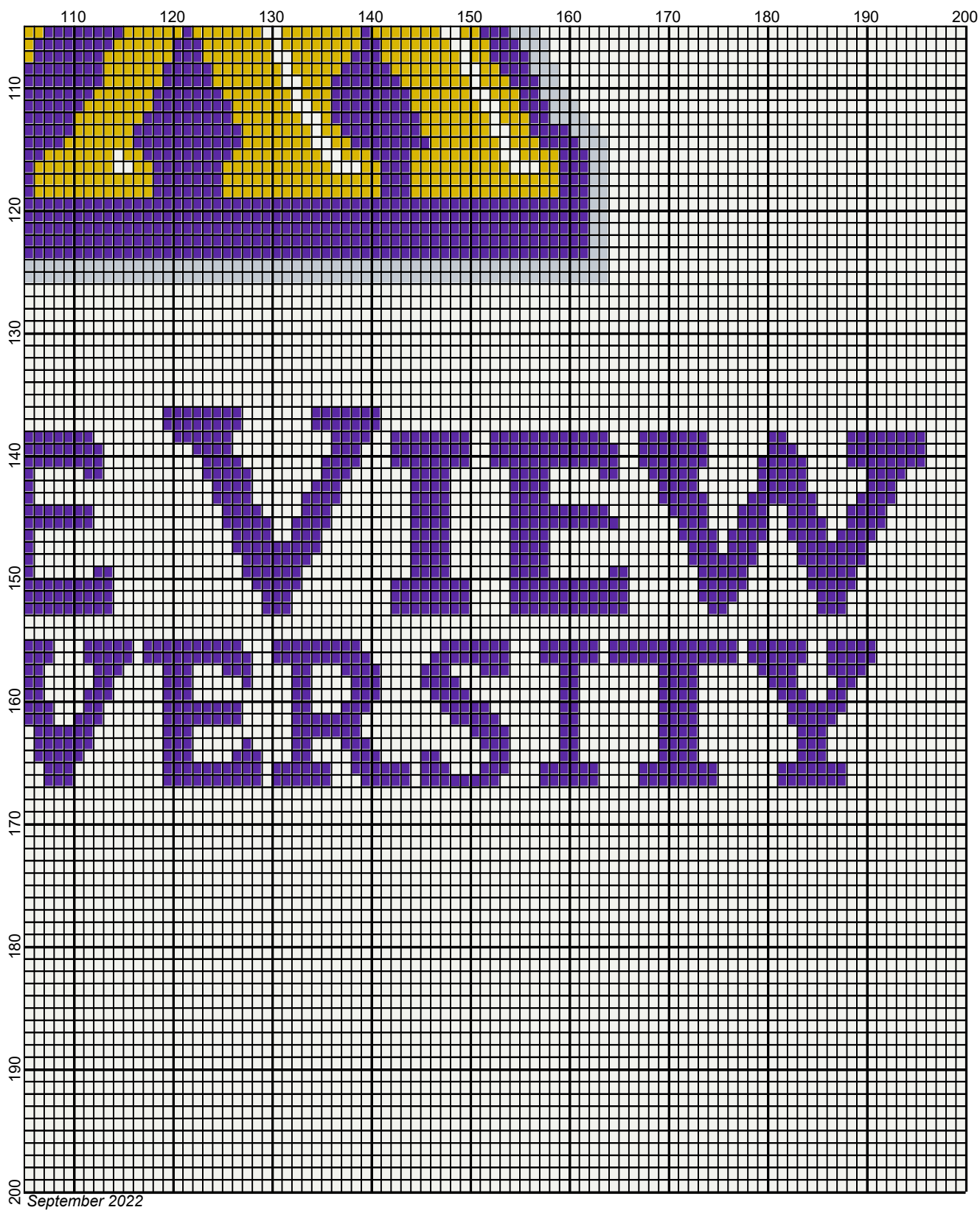
September 2022



September 2022



Legend:



■ RHS-321 ■ RHS-356 ■ RHS-341 □ RHS-316

# prairie\_view\_a\_m\_200x200

---

**Author:** Donna Hammell  
**Copyright:** September 2022  
**Website:** www.donnascrochetshoppe.com  
**Grid Size:** 200W x 200H  
**Design Area:** 20.00" x 25.00" (200 x 200 stitches)

**Legend:**

 [2] RHS 321 Gold       [2] RHS 356 Amethyst       [2] RHS 341 Light Gray       [2] RHS 316 Soft White

Instructions for using the graph.

GAUGE= 5 STS = 1"  
4 ROWS = 1"

I USED SIZE "H" AFGHAN HOOK,USE WHATEVER SIZE GIVES YOU THE CORRECT GAUGE. CAN BE DONE IN AFGHAN STITCH OR SINGLE CROCHET.

EACH SQUARE ON THE GRAPH REPRESENTS 1 STITCH. FOR SINGLE CROCHET READ THE CHART FROM RIGHT TO LEFT, AND THEN LEFT TO RIGHT. IF USING AFGHAN STITCH ALWAYS READ FROM THE RIGHT.

TO START: CHAIN ONE MORE STITCH THAN GRAPH.

IF YOU NEED TO MAKE THE PIECE WIDER ADD AN EVEN NUMBER OF STITCHES TO BOTH SIDES, AND ADD ROWS TO MAKE IT LONGER. THE DESIGN IS CENTERED, SO ADD STITCHES EVENLY TO BOTH SIDES.

**ESTIMATED YARN NEEDED:**

WHITE:1925 YDS  
GOLD:3306 YDS  
AMETHYST : 5780 YDS  
LT GRAY: 1305 YDS