


February 2017









February 2017

porky_pig_150x150

Author: Donna Hammell
Company: Donna's Crochet Shoppe
Copyright: February 2017
Website: www.donnascrochetshoppe.com
Grid Size: 150W x 150H
Design Area: 15.00" x 18.75" (150 x 150 stitches)

Legend:

 [2] RHS	312 Black	 [2] RHS	373 Petal Pink	 [2] RHS	316 Soft White
 [2] RHS	RHTB True Blue	 [2] RHS	390 Hot Red	 [2] RHS	381 Light Blue

Instructions for using the graph.

GAUGE= 5 STS = 1"
4 ROWS = 1"

I USED SIZE "H" AFGHAN HOOK,USE WHATEVER SIZE GIVES YOU THE CORRECT GAUGE. CAN BE DONE IN AFGHAN STITCH OR SINGLE CROCHET.

EACH SQUARE ON THE GRAPH REPRESENTS 1 STITCH. FOR SINGLE CROCHET READ THE CHART FROM RIGHT TO LEFT, AND THEN LEFT TO RIGHT. IF USING AFGHAN STITCH ALWAYS READ FROM THE RIGHT.

TO START: CHAIN ONE MORE STITCH THAN GRAPH.

YOU WILL NEED TO ADD STITCHES TO MAKE THE PIECE WIDER, AND ADD ROWS TO MAKE IT LONGER. THE DESIGN IS CENTERED, SO ADD STITCHES EVENLY TO BOTH SIDES.

ESTIMATED RED HEART YARN NEEDED:

BLACK: 3 OUNCES

TRUE BLUE: 3 OUNCES

RED: SMALL AMT

PETAL PINK: 6 OUNCES

WHITE: SMALL AMT

PALE BLUE/BACKGROUND: 20 OUNCES