
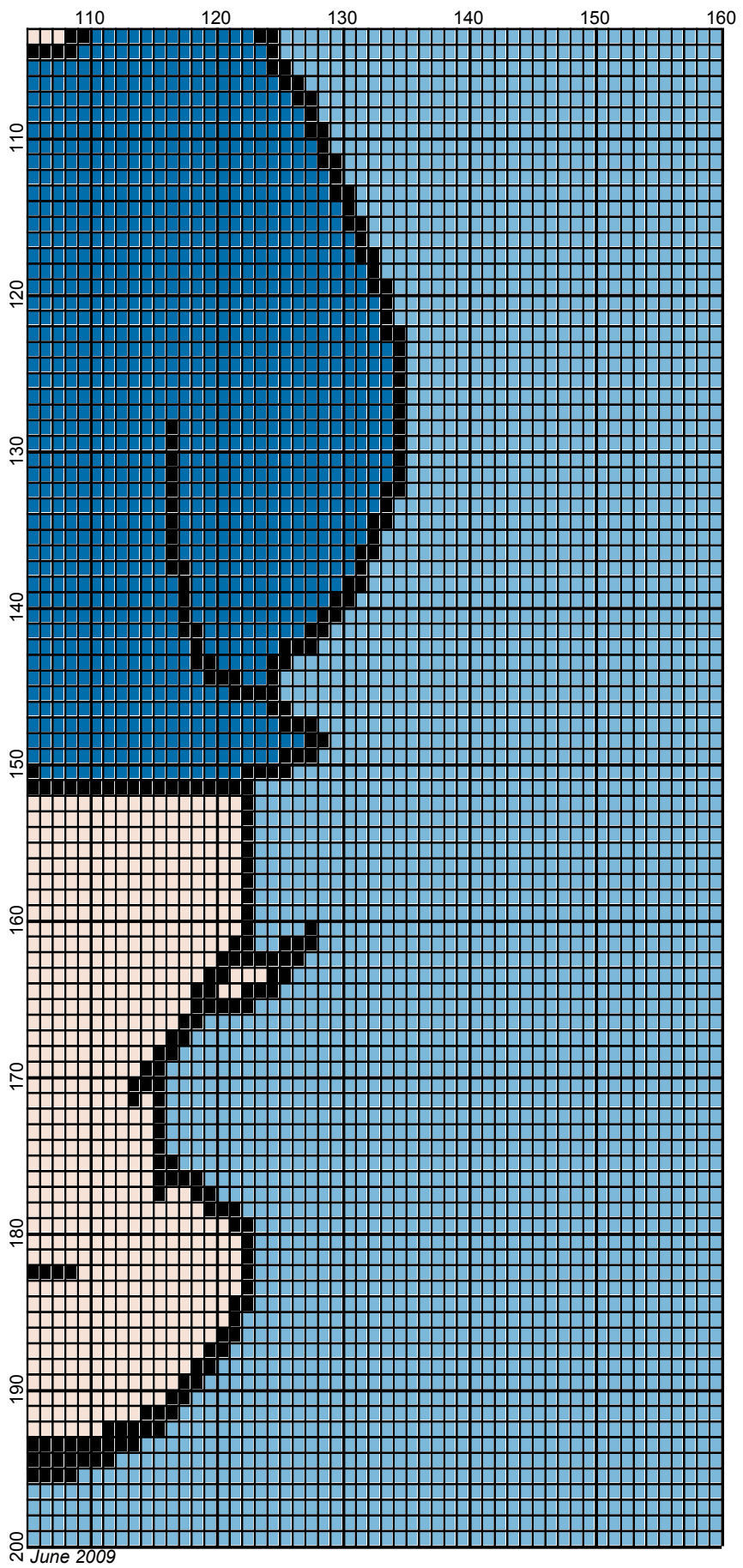









June 2009





Porky Pig

Author: Donna Hammell
Company: Donnas Crochet Shoppe
Copyright: June 2009
Website: www.donnascrochetshoppe.com
Grid Size: 160W x 200H
Design Area: 16.00" x 25.00" (160 x 200 stitches)

Legend: (001)
 [2] RH012 Black  [2] RH257 Light Peach  [2] RH737 Pink  [2] RH815 Pale Blue
 [2] RH822 True Blue  [2] RH912 Cherry Red  [2] rh001 White

Instructions for using the graph.

GAUGE= 5 STS = 1"
4 ROWS = 1"

I USED SIZE "H" AFGHAN HOOK,USE WHATEVER SIZE GIVES YOU THE CORRECT GAUGE. CAN BE DONE IN AFGHAN STITCH OR SINGLE CROCHET.

EACH SQUARE ON THE GRAPH REPRESENTS 1 STITCH. FOR SINGLE CROCHET READ THE CHART FROM RIGHT TO LEFT, AND THEN LEFT TO RIGHT. IF USING AFGHAN STITCH ALWAYS READ FROM THE RIGHT.

TO START: CHAIN ONE MORE STITCH THAN GRAPH.

YOU WILL NEED TO ADD STITCHES TO MAKE THE PIECE WIDER, AND ADD ROWS TO MAKE IT LONGER. THE DESIGN IS CENTERED, SO ADD STITCHES EVENLY TO BOTH SIDES.

ESTIMATED RED HEART YARN NEEDED:
BLACK: 3 OUNCES
TRUE BLUE: 4 OUNCES
CHERRY RED: SMALL AMT
LT. PEACH: 7 OUNCES
PINK: SMALL AMT
WHITE: SMALL AMT
PALE BLUE/BACKGROUND: 19 OUNCES