

Legend:




RHS-505   RHS-312   RHS-360   RHS-320   RHS-382   RHS-341   RHS-316




# pokemon\_blatoise\_160x160


---

**Author:** Donna Hammell  
**Copyright:** January 2026  
**Website:** [www.donnascrochetshoppe.com](http://www.donnascrochetshoppe.com)  
**Grid Size:** 160W x 160H  
**Design Area:** 16.00" x 20.00" (160 x 160 stitches)

## Legend:

 [2] RHS 505 Aruba Sea  
 [2] RHS 312 Black  
 [2] RHS 360 Cafe Latte

 [2] RHS 320 Cornmeal  
 [2] RHS 382 Country Blue  
 [2] RHS 341 Light Gray

 [2] RHS 316 Soft White

Instructions for using the graph.

GAUGE= 5 STS = 1"  
4 ROWS = 1"

I USED SIZE "H" AFGHAN HOOK,USE WHATEVER SIZE GIVES YOU THE CORRECT GAUGE. CAN BE DONE IN AFGHAN STITCH OR SINGLE CROCHET.

EACH SQUARE ON THE GRAPH REPRESENTS 1 STITCH. FOR SINGLE CROCHET READ THE CHART FROM RIGHT TO LEFT, AND THEN LEFT TO RIGHT. IF USING AFGHAN STITCH ALWAYS READ FROM THE RIGHT.

TO START: CHAIN ONE MORE STITCH THAN GRAPH.

YOU WILL NEED TO ADD STITCHES TO MAKE THE PIECE WIDER, AND ADD ROWS TO MAKE IT LONGER. THE DESIGN IS CENTERED, SO ADD STITCHES EVENLY TO BOTH SIDES.

ESTIMATED RED HEART YARN NEEDED:

BLACK:4 OUNCES/154 YDS

WHITE: 16 OUNCES/809 YDS

LT GRAY:1 OUNCE/48 YDS


COUNTRY BLUE:5 OUNCES/221 YDS

CORNMEAL:1 OUNCE/49 YDS

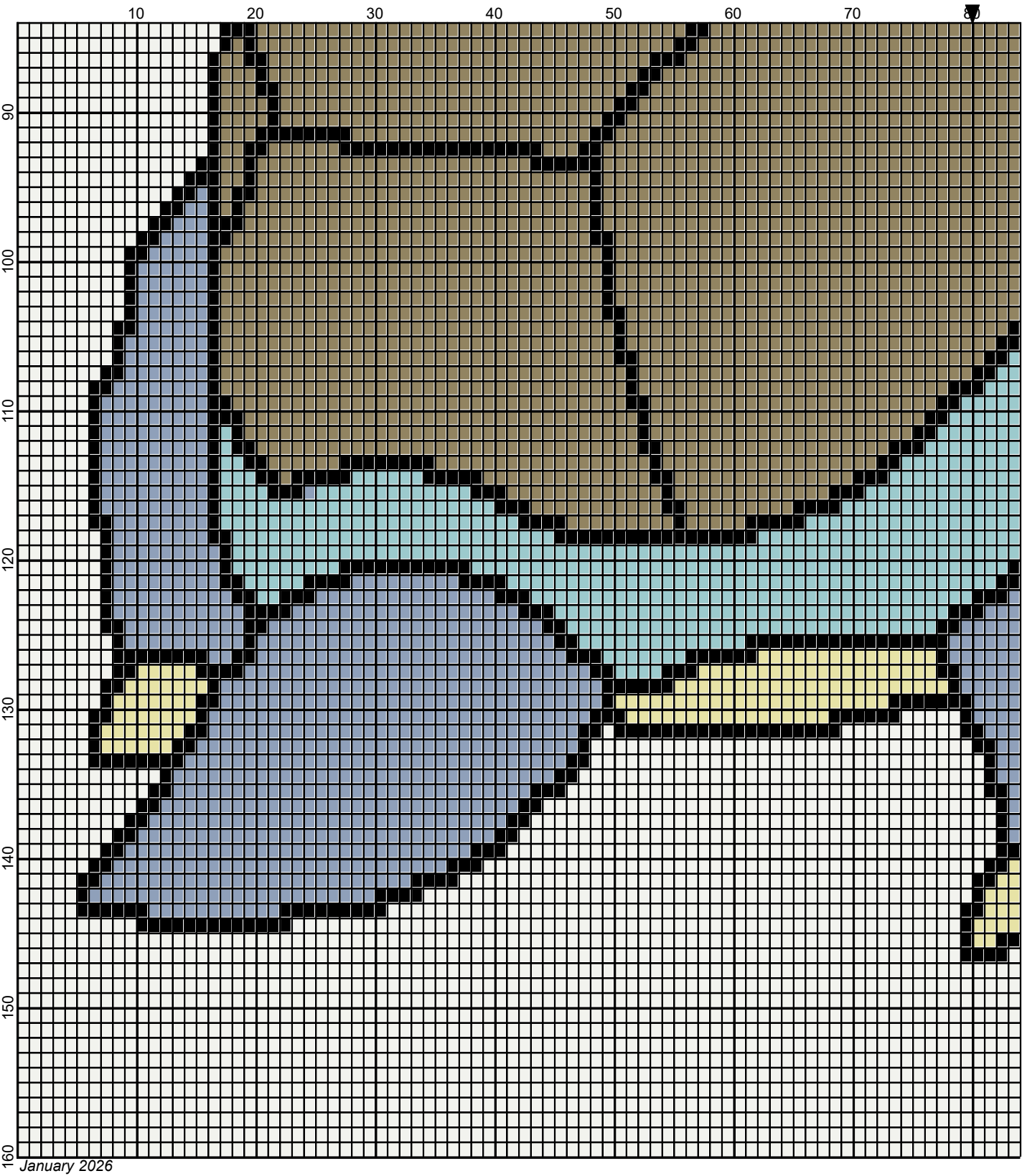
CAFE LATTE: 8 OUNCE/347 YDS

ARUBA SEA: 2 OUNCE/83 YDS

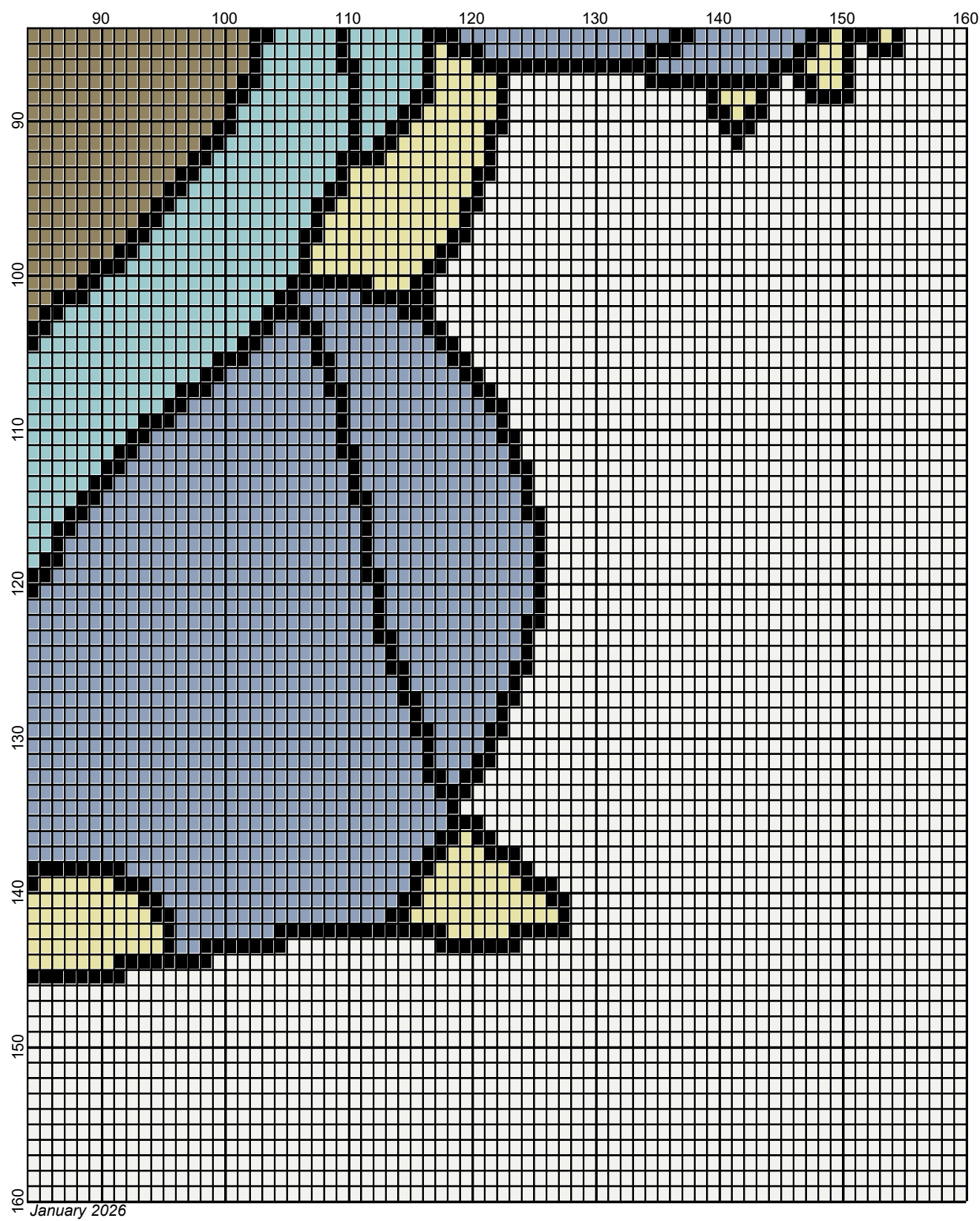




January 2026



Legend:



RHS-505   RHS-312   RHS-360   RHS-320   RHS-382   RHS-341   RHS-316