






November 2009



November 2009



240 November 2009



240 November 2009

Philadelphia Flyers

Author: Donna Hammell
Copyright: November 2009
Website: www.donnascrochetshoppe.com
Grid Size: 240W x 240H
Design Area: 24.00" x 30.00" (240 x 240 stitches)

Legend:

■ [2] 001 RH012 Black ■ [2] 001 RH253 Tangerine □ [2] 001 rh001 White

Instructions for using the graph.

GAUGE= 5 STS = 1"
4 ROWS = 1"

I USED SIZE "H" AFGHAN HOOK, USE WHATEVER SIZE GIVES YOU THE CORRECT GAUGE. CAN BE DONE IN AFGHAN STITCH OR SINGLE CROCHET.

EACH SQUARE ON THE GRAPH REPRESENTS 1 STITCH. FOR SINGLE CROCHET READ THE CHART FROM RIGHT TO LEFT, AND THEN LEFT TO RIGHT. IF USING AFGHAN STITCH ALWAYS READ FROM THE RIGHT.

TO START: CHAIN ONE MORE STITCH THAN GRAPH.

IF YOU NEED TO MAKE THE PIECE WIDER ADD AN EVEN NUMBER OF STITCHES TO BOTH SIDES, AND ADD ROWS TO MAKE IT LONGER. THE DESIGN IS CENTERED, SO ADD STITCHES EVENLY TO BOTH SIDES.

ESTIMATED YARN NEEDED:
BLACK; 26 OUNCES
WHITE: 10 OUNCES
TANGERINE: 23 OUNCES