
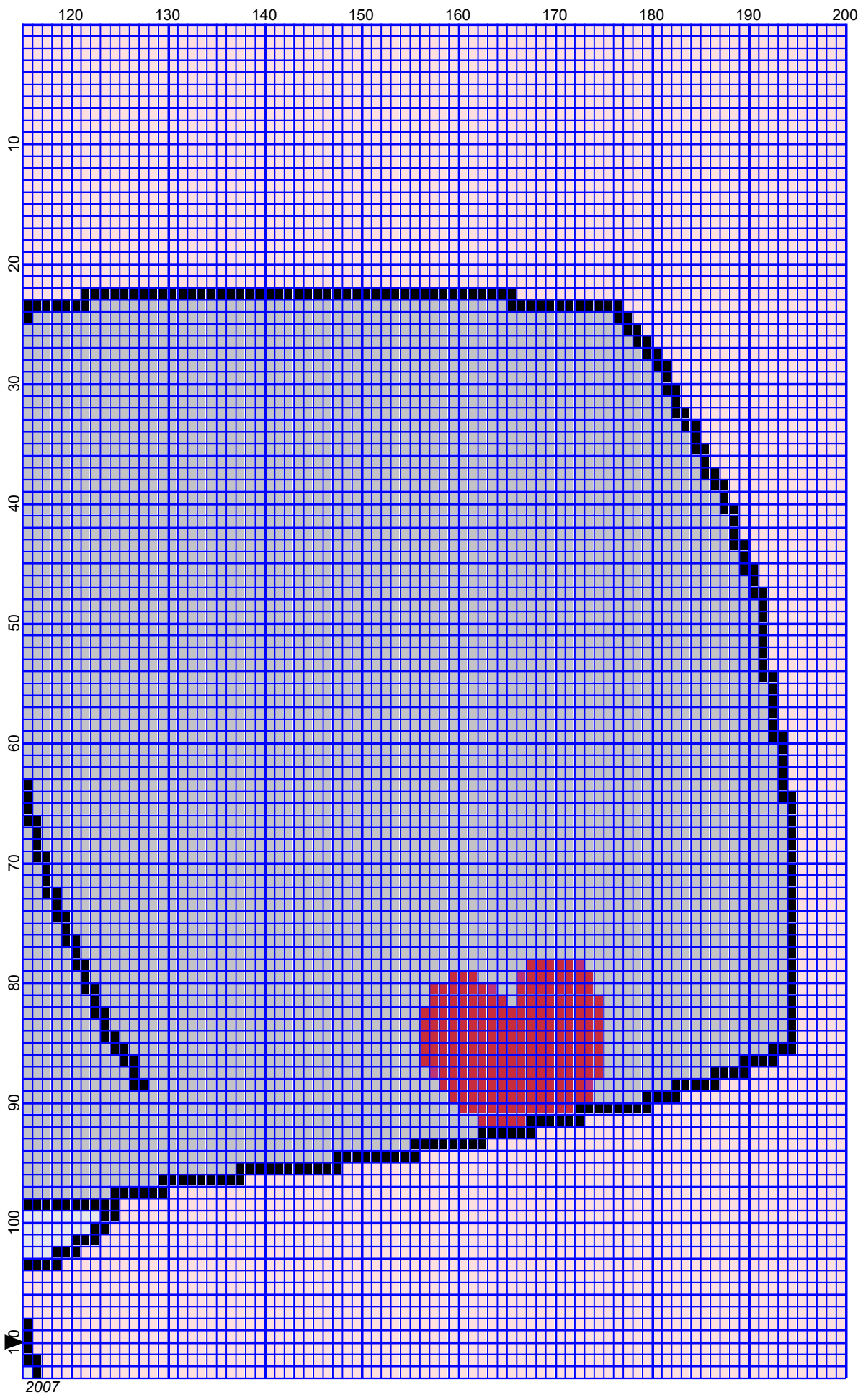



Pearl Krabs by Donna Hammell




2007

Pearl Krabs by Donna Hammell

















# Pearl Krabs

**Author:** Donna Hammell  
**Copyright:** 2007  
**Website:** [www.geocities.com/crochetshoppe/index.html](http://www.geocities.com/crochetshoppe/index.html)  
**Grid Size:** 200W x 220H  
**Design Area:** 20.00" x 27.50" (200 x 220 stitches)

<b>Legend:</b>				
	[2]	DMC	310	black
	[2]	DMC	321	christmas red
	[2]	DMC	743	yellow - md
	[2]	DMC	718	plum
	[2]	DMC	3609	plum - ul lt
	[2]	DMC	762	pearl gray - vy lt
	[2]	DMC	415	pearl gray
	[2]	DMC	White	white
	[2]	DMC	3843	electric blue
	[2]	DMC	3713	salmon -vy lt

I USED SIZE "H" AFGHAN HOOK,USE WHATEVER SIZE GIVES YOU THE CORRECT GAUGE. CAN BE DONE IN AFGHAN STITCH OR SINGLE CROCHET.

EACH SQUARE ON THE GRAPH REPRESENTS 1 STITCH. FOR SINGLE CROCHET READ THE CHART FROM LEFT TO RIGHT. IF USING AFGHAN STITCH ALWAYS READ FROM THE RIGHT.

TO START: CHAIN ONE MORE STITCH THAN GRAPH.

YOU WILL NEED TO ADD STITCHES TO MAKE THE PIECE WIDER, AND ADD ROWS TO MAKE IT LONGER. THE DESIGN IS CENTERED, SO ADD STITCHES EVENLY TO BOTH SIDES.

ESTIMATED YARN NEEDED:  
BLACK :2 OUNCES  
YELLOW: 1 OUNCES  
RED: 1 OUNCE  
PLUM: 1 OUNCE  
DARK PLUM:1 OUNCES  
BRIGHT BLUE: SMALL AMOUNT  
DARK GRAY: 11 OUNCES  
LIGHT GRAY: 2 OUNCES  
WHITE: SMALL AMOUNT  
LIGHT PINK/BACKGROUND: 29 OUNCES