







# pATRICK\_80X90

---

**Author:** Donna Hammell  
**Website:** www.donnascrochetshoppe.com  
**Grid Size:** 80W x 90H  
**Design Area:** 8.00" x 11.25" (80 x 90 stitches)

**Legend:**

	[2]	001	RH676	Emerald Green		[2]	001	RH760	New Berry		[2]	001	rh001	White
	[2]	001	RH735	Light Cassis		[2]	001	RH012	Black		[2]	001	RH412	Silver

Instructions for using the graph.

GAUGE= 5 STS = 1"  
4 ROWS = 1"

I USED SIZE "H" AFGHAN HOOK,USE WHATEVER SIZE GIVES YOU THE CORRECT GAUGE. CAN BE DONE IN AFGHAN STITCH OR SINGLE CROCHET.

EACH SQUARE ON THE GRAPH REPRESENTS 1 STITCH. FOR SINGLE CROCHET READ THE CHART FROM RIGHT TO LEFT, AND THEN LEFT TO RIGHT. IF USING AFGHAN STITCH ALWAYS READ FROM THE RIGHT.

TO START: CHAIN ONE MORE STITCH THAN GRAPH.

IF YOU NEED TO MAKE THE PIECE WIDER ADD AN EVEN NUMBER OF STITCHES TO BOTH SIDES, AND ADD ROWS TO MAKE IT LONGER. THE DESIGN IS CENTERED, SO ADD STITCHES EVENLY TO BOTH SIDES.

ESTIMATED YARN NEEDED:  
WHITE:SMALL AMT  
EMERALD GREEN:1 OUNCES  
BLACK: 1 OUNCE  
LIGHT CASSIS : 3 OUNCES  
NEW BERRY: SMALL AMT  
BACKGROUND: 4 OUNCES