

10

20

30

40

50

60

70



10

20

30

40


50


60


70



November 2012












November 2012

ny_rangers_liberty

Author: Donna Hammell
Copyright: November 2012
Website: www.donnascrochetshoppe.com
Grid Size: 150W x 150H
Design Area: 15.00" x 18.75" (150 x 150 stitches)

Legend:

 [2] 536 00607 Berry  [2] 536 53044 True Grey  [2] 536 07391 White  [2] 536 07711 Navy

Instructions for using the graph.

GAUGE= 5 STS = 1"
4 ROWS = 1"

I USED SIZE "H" AFGHAN HOOK, USE WHATEVER SIZE GIVES YOU THE CORRECT GAUGE. CAN BE DONE IN AFGHAN STITCH OR SINGLE CROCHET.

EACH SQUARE ON THE GRAPH REPRESENTS 1 STITCH. FOR SINGLE CROCHET READ THE CHART FROM RIGHT TO LEFT, AND THEN LEFT TO RIGHT. IF USING AFGHAN STITCH ALWAYS READ FROM THE RIGHT.

TO START: CHAIN ONE MORE STITCH THAN GRAPH.

YOU WILL NEED TO ADD STITCHES TO MAKE THE PIECE WIDER, AND ADD ROWS TO MAKE IT LONGER. THE DESIGN IS CENTERED, SO ADD STITCHES EVENLY TO BOTH SIDES.

ESTIMATED YARN NEEDED:

BLUE ; 18 OUNCES
RED: 2 OUNCES
WHITE: 2 OUNCES
GREY: 2 OUNCES