







# <No Title>

---

**Author:** Donna Hammell  
**Company:** The Crochet Shoppe  
**Website:** [www.geocities.com/crochetshoppe/patterns.html](http://www.geocities.com/crochetshoppe/patterns.html)  
**Grid Size:** 150W x 175H  
**Design Area:** 15.00" x 21.88" (150 x 175 stitches)

**Legend:** (001)

 [2] RH737 Pink	 [2] RH246 Sea Coral	 [2] RH012 Black
 [2] RH912 Cherry Red	 [2] RH412 Silver	 [2] rh001 White

Instructions for using the graph.

GAUGE= 5 STS = 1"  
4 ROWS = 1"

I USED SIZE "H" AFGHAN HOOK,USE WHATEVER SIZE GIVES YOU THE CORRECT GAUGE. CAN BE DONE IN AFGHAN STITCH OR SINGLE CROCHET.

EACH SQUARE ON THE GRAPH REPRESENTS 1 STITCH. FOR SINGLE CROCHET READ THE CHART FROM RIGHT TO LEFT, AND THEN LEFT TO RIGHT. IF USING AFGHAN STITCH ALWAYS READ FROM THE RIGHT.

TO START: CHAIN ONE MORE STITCH THAN GRAPH

ESTIMATED RED HEART YARN  
WHITE: 7 OUNCES  
CHERRY RED: 8 OUNCES  
PINK: 10 OUNCES  
BLACK: 1 OUNCES  
SEA CORAL: 2 OUNCES  
SILVER; 2 OUNCES