



- Legend:
- SSO-SS9605
  - SSO-SS2628
  - SSO-SS2601







# Marquette University


---

**Author:** Donna Hammell  
**Copyright:** August 2009  
**Website:** www.donnascrochetshoppe.com  
**Grid Size:** 240W x 240H  
**Design Area:** 24.00" x 30.00" (240 x 240 stitches)

**Legend:**

 [2] SSO SS9605 MANGO

 [2] SSO SS2628 DARK COUNTRY BLUE

 [2] SSO SS2601 White

Instructions for using the graph.

GAUGE= 5 STS = 1"  
4 ROWS = 1"

I USED SIZE "H" AFGHAN HOOK, USE WHATEVER SIZE GIVES YOU THE CORRECT GAUGE. CAN BE DONE IN AFGHAN STITCH OR SINGLE CROCHET.

EACH SQUARE ON THE GRAPH REPRESENTS 1 STITCH. FOR SINGLE CROCHET READ THE CHART FROM RIGHT TO LEFT, AND THEN LEFT TO RIGHT. IF USING AFGHAN STITCH ALWAYS READ FROM THE RIGHT.

TO START: CHAIN ONE MORE STITCH THAN GRAPH.

YOU WILL NEED TO ADD STITCHES TO MAKE THE PIECE WIDER, AND ADD ROWS TO MAKE IT LONGER. THE DESIGN IS CENTERED, SO ADD STITCHES EVENLY TO BOTH SIDES.

ESTIMATED SIMPLY SOFT YARN (JUST A SUGGESTION) NEEDED:  
DARK COUNTRY BLUE ;48 OUNCES  
WHITE:5 OUNCES  
MANGO: 7 OUNCES