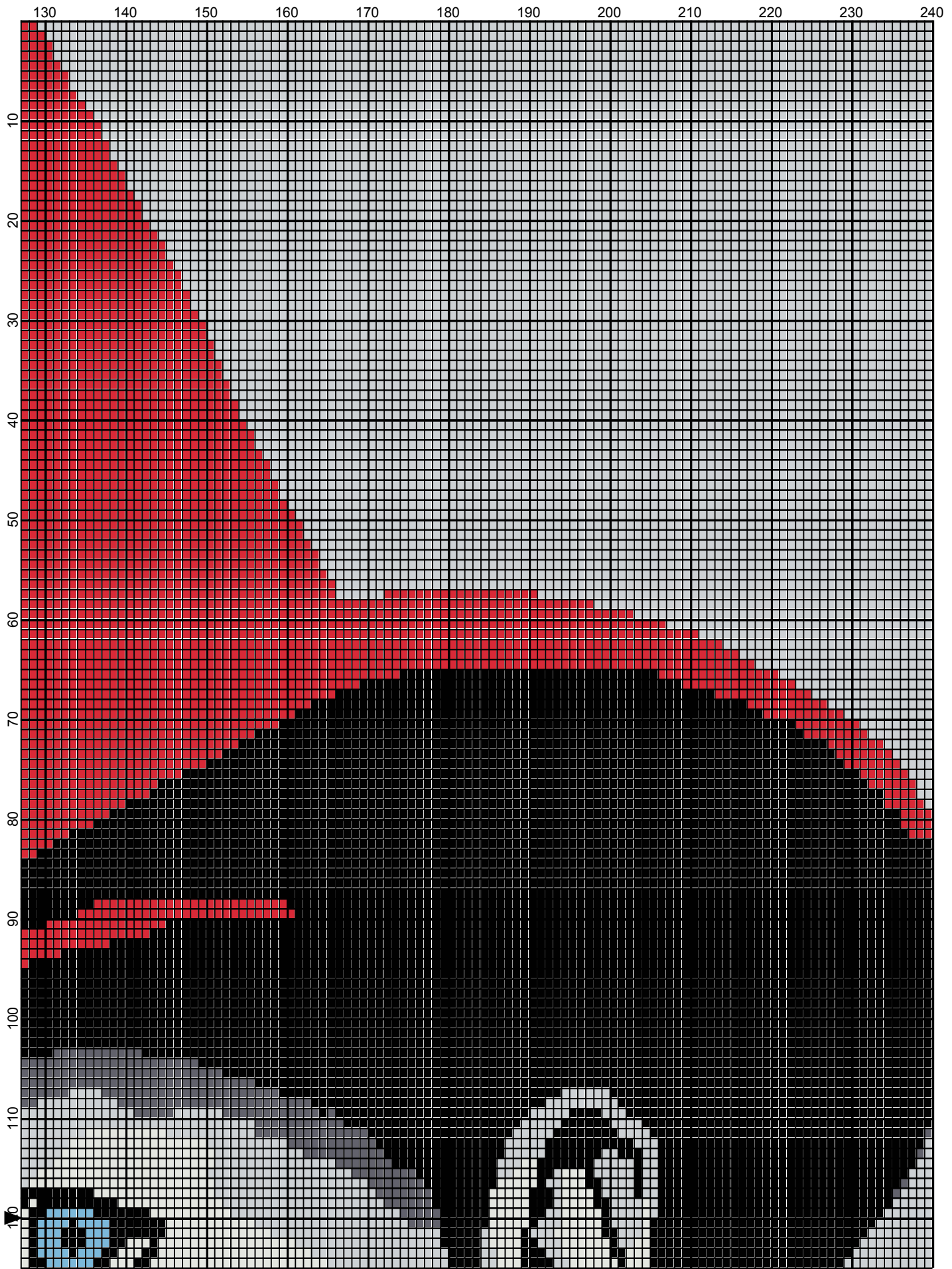




June 2010



June 2010











Marilyn Manson

Author: Donna Hammell
Copyright: June 2010
Website: www.donnascrochetshoppe.com
Grid Size: 240W x 240H
Design Area: 24.00" x 30.00" (240 x 240 stitches)

Legend:

| | | | | | | | | | | | | | | |
|---|-----|-----|-------|------------|---|-----|-----|-------|--------|---|-----|-----|-------|-----------|
|  | [2] | 001 | RH012 | Black |  | [2] | 001 | RH401 | Nickel |  | [2] | 001 | RH815 | Pale Blue |
|  | [2] | 001 | RH912 | Cherry Red |  | [2] | 001 | RH412 | Silver |  | [2] | 001 | RH003 | Off White |

Instructions for using the graph.

GAUGE= 5 STS = 1"
4 ROWS = 1"

I USED SIZE "H" AFGHAN HOOK,USE WHATEVER SIZE GIVES YOU THE CORRECT GAUGE. CAN BE DONE IN AFGHAN STITCH OR SINGLE CROCHET.

EACH SQUARE ON THE GRAPH REPRESENTS 1 STITCH. FOR SINGLE CROCHET READ THE CHART FROM RIGHT TO LEFT, AND THEN LEFT TO RIGHT. IF USING AFGHAN STITCH ALWAYS READ FROM THE RIGHT.

TO START: CHAIN ONE MORE STITCH THAN GRAPH.

IF YOU NEED TO ADD STITCHES TO MAKE THE PIECE WIDER, AND ADD ROWS TO MAKE IT LONGER. THE DESIGN IS CENTERED, SO ADD STITCHES EVENLY TO BOTH SIDES.

ESTIMATED YARN NEEDED:
BLACK ; 10 OUNCES
OFF WHITE: 7 OUNCES
CHERRY RED: 19 OUNCES
NICKEL: 2 OUNCES
SILVER 22 OUNCES
PALE BLUE: SMALL AMOUNT