

10

20

30

40

50

60

70

80

90

10

20

30

40


50

60

70

80

90





- Legend:
- 001-RH012
  - 001-RH912
  - 001-RH257
  - 001-rh001
  - 001-RH849
  - 001-RH230
  - 001-RH339
  - 001-RH676
  - 001-RH254

10

20

30

40

50

60

70

80

90

100

110

120

130

140


150


160


170

180


















# <No Title>

---

**Author:** Donna Hammell  
**Company:** Donna's Crochet Shoppe  
**Website:** www.donnascrochetshoppe.com  
**Grid Size:** 170W x 240H  
**Design Area:** 14.00" x 27.38" (140 x 219 stitches)

## Legend:

 [2] 001 RH012 Black	 [2] 001 rh001 White	 [2] 001 RH339 Medium Brown
 [2] 001 RH912 Cherry Red	 [2] 001 RH849 Olympic Blue	 [2] 001 RH676 Emerald Green
 [2] 001 RH257 Light Peach	 [2] 001 RH230 Yellow	 [2] 001 RH254 Pumpkin

SIZE "H" AFGHAN HOOK, USE WHATEVER SIZE GIVES YOU THE CORRECT GAUGE. CAN BE DONE IN AFGHAN STITCH OR SINGLE CROCHET.

EACH SQUARE ON THE GRAPH REPRESENTS 1 STITCH. FOR SINGLE CROCHET READ THE CHART FROM RIGHT TO LEFT, AND THEN LEFT TO RIGHT. IF USING AFGHAN STITCH ALWAYS READ FROM THE RIGHT.

TO START: CHAIN ONE MORE STITCH THAN GRAPH.

IF YOU NEED TO MAKE THE PIECE WIDER ADD AN EVEN NUMBER OF STITCHES TO BOTH SIDES, AND ADD ROWS TO MAKE IT LONGER. THE DESIGN IS CENTERED, SO ADD STITCHES EVENLY TO BOTH SIDES.

## ESTIMATED YARN NEEDED:

BLACK ; OUNCES  
WHITE: 3 OUNCES  
CHERRY RED: 2 OUNCES  
LT. PEACH: 1 OUNCE  
OLYMPIC BLUE: 2 OUNCES  
YELLOW: 2 OUNCES  
MEDIUM BROWN: 1 OUNCE  
EMERALD GREEN: 2 OUNCES  
PUMPKIN: 1 OUNCE  
BACKGROUND: 26 OUNCES