






November 2010



November 2010



November 2010



November 2010

Laurentian_univcrsity

Author: Donna Hammell
Copyright: November 2010
Website: www.donnascrochetshoppe.com
Grid Size: 240W x 240H
Design Area: 23.50" x 30.00" (235 x 240 stitches)

Legend:

 [2] 001 RH827 Lt. Periwinkle  [2] 001 RH245 Orange  [2] 001 rh001 White

Instructions for using the graph.

GAUGE= 5 STS = 1"
4 ROWS = 1"

I USED SIZE "H" AFGHAN HOOK, USE WHATEVER SIZE GIVES YOU THE CORRECT GAUGE. CAN BE DONE IN AFGHAN STITCH OR SINGLE CROCHET.

EACH SQUARE ON THE GRAPH REPRESENTS 1 STITCH. FOR SINGLE CROCHET READ THE CHART FROM RIGHT TO LEFT, AND THEN LEFT TO RIGHT. IF USING AFGHAN STITCH ALWAYS READ FROM THE RIGHT.

TO START: CHAIN ONE MORE STITCH THAN GRAPH.

IF YOU NEED TO MAKE THE PIECE WIDER ADD AN EVEN NUMBER OF STITCHES TO BOTH SIDES, AND ADD ROWS TO MAKE IT LONGER. THE DESIGN IS CENTERED, SO ADD STITCHES EVENLY TO BOTH SIDES.

ESTIMATED YARN NEEDED:

BLUE: 16 OUNCES
WHITE: 40 OUNCES
ORANGE : 3 OUNCES