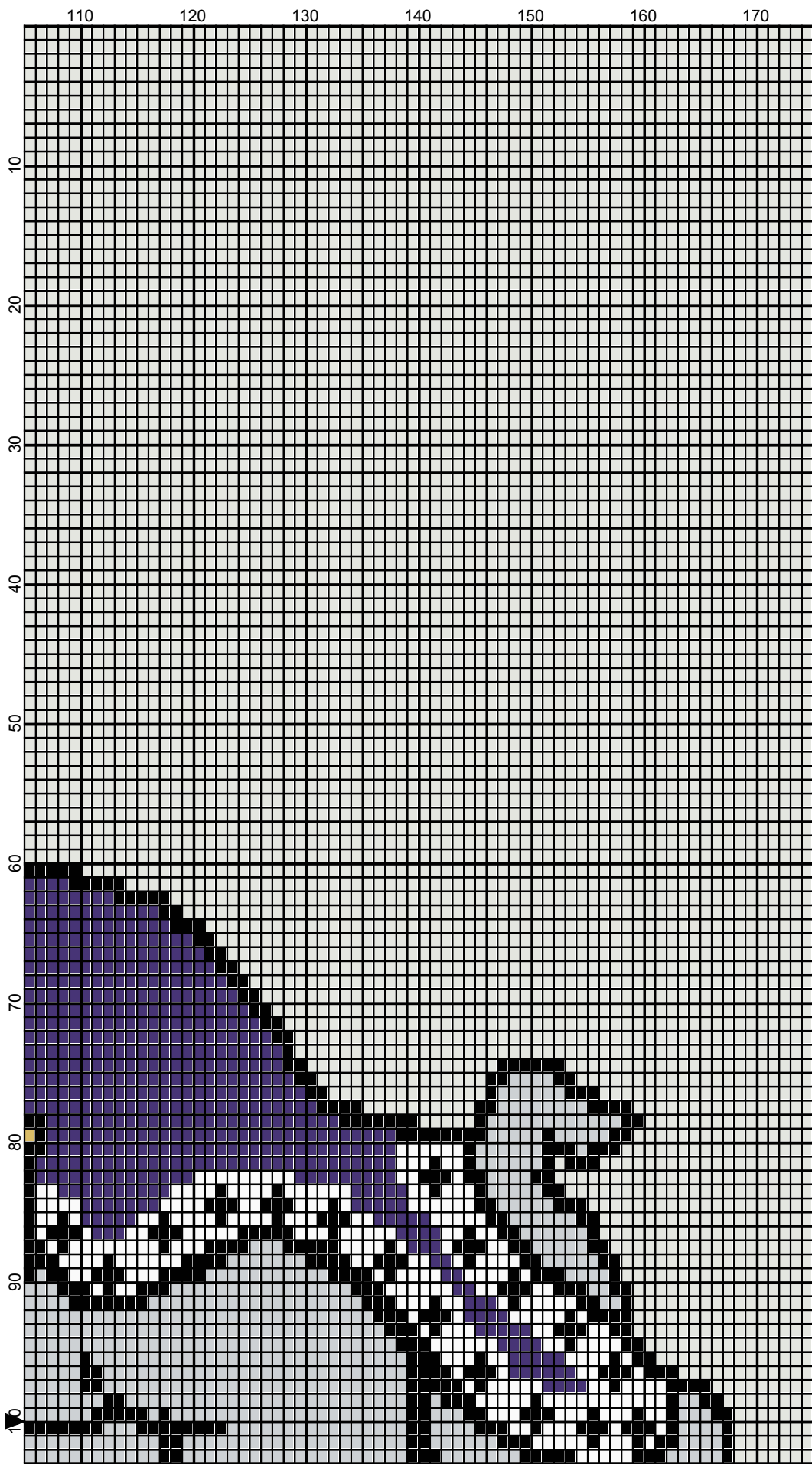



10 20 30 40 50 60 70 80 90 100

10  
20  
30  
40  
50  
60  
70  
80  
90  
100

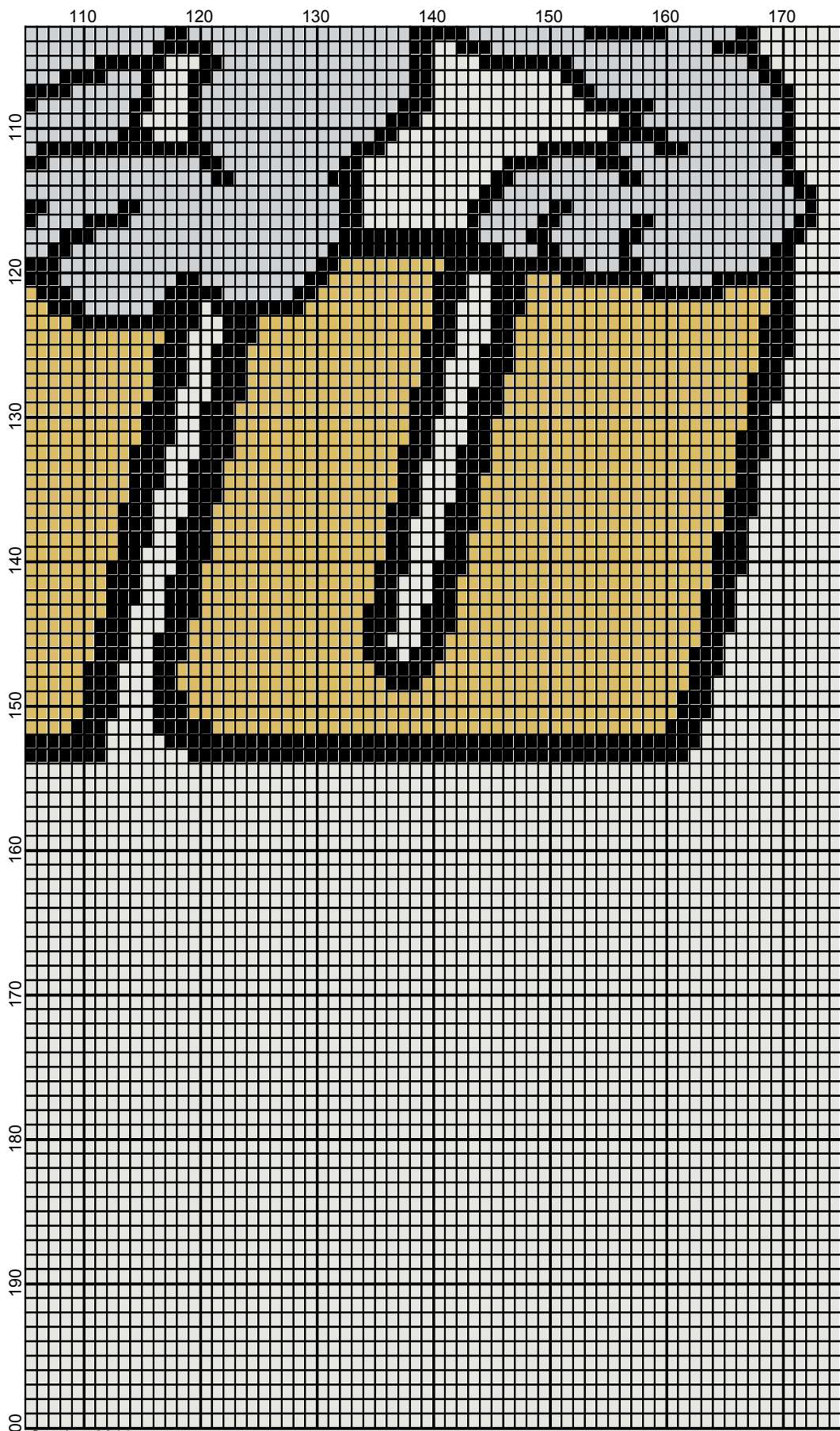




October 2011









October 2011



October 2011

**Author:** Donna Hammell  
**Copyright:** October 2011  
**Website:** www.donnascrochetshoppe.com  
**Grid Size:** 175W x 200H  
**Design Area:** 17.50" x 25.00" (175 x 200 stitches)

**Legend:**

 [2] 001 RH012 Black	 [2] 001 RH596 Purple	 [2] 001 rh001 White
 [2] 001 RH645 Honey Gold	 [2] 001 RH412 Silver	 [2] 001 RH003 Off White

Instructions for using the graph.

GAUGE= 5 STS = 1"  
4 ROWS = 1"

I USED SIZE "H" AFGHAN HOOK, USE WHATEVER SIZE GIVES YOU THE CORRECT GAUGE. CAN BE DONE IN AFGHAN STITCH OR SINGLE CROCHET.

EACH SQUARE ON THE GRAPH REPRESENTS 1 STITCH. FOR SINGLE CROCHET READ THE CHART FROM RIGHT TO LEFT, AND THEN LEFT TO RIGHT. IF USING AFGHAN STITCH ALWAYS READ FROM THE RIGHT.

TO START: CHAIN ONE MORE STITCH THAN GRAPH.

YOU WILL NEED TO ADD STITCHES TO MAKE THE PIECE WIDER, AND ADD ROWS TO MAKE IT LONGER. THE DESIGN IS CENTERED, SO ADD STITCHES EVENLY TO BOTH SIDES.

**ESTIMATED YARN NEEDED:**

BLACK ; 4 OUNCES  
GOLD: 4 OUNCES  
WHITE: 1 OUNCE  
PURPLE: 1 OUNCE  
SILVER: 4 OUNCES  
BACKGROUND: 24 OUNCES