








Legend:

■ RHS-312 ■ RHS-324 ■ RHS-390 ■ RHS-381 ■ RHS-528 ■ RHS-316 ■ RHS-672

jack_sally_70x50

Author: Donna Hammell
Copyright: September 2025
Website: www.donnascrochetshoppe.com
Grid Size: 70W x 50H
Design Area: 7.00" x 6.25" (70 x 50 stitches)

Legend:

 [2] RHS 312 Black	 [2] RHS 381 Light Blue	 [2] RHS 672 Spring Green
 [2] RHS 324 Bright Yellow	 [2] RHS 528 Medium Purple	
 [2] RHS 390 Hot Red	 [2] RHS 316 Soft White	

Instructions for using the graph.

GAUGE= 5 STS = 1"
4 ROWS = 1"

I USED SIZE "H" HOOK,USE WHATEVER SIZE GIVES YOU THE CORRECT GAUGE. CAN BE DONE IN AFGHAN STITCH OR SINGLE CROCHET.

EACH SQUARE ON THE GRAPH REPRESENTS 1 STITCH. FOR SINGLE CROCHET READ THE CHART FROM RIGHT TO LEFT, AND THEN LEFT TO RIGHT. IF USING AFGHAN STITCH ALWAYS READ FROM THE RIGHT.

TO START: CHAIN ONE MORE STITCH THAN GRAPH.

YOU WILL NEED TO ADD STITCHES TO MAKE THE PIECE WIDER, AND ADD ROWS TO MAKE IT LONGER. THE DESIGN IS CENTERED, SO ADD STITCHES EVENLY TO BOTH SIDES.

ESTIMATED YARN NEEDED:

SPRING GREEN:SMALL AMT/ 6 YDS
WHITE:3 OUNCES/133 YDS
MEDIUM PURPLE: SMALL AMT/6 YDS
LT BLUE: SMALL AMT/19 YDS
RED: 1 OUNCE/26 YDS
BRIGHT YELLOW: SMALL AMT/7 YDS
BLACK: 2 OUNCES/67 YDS